

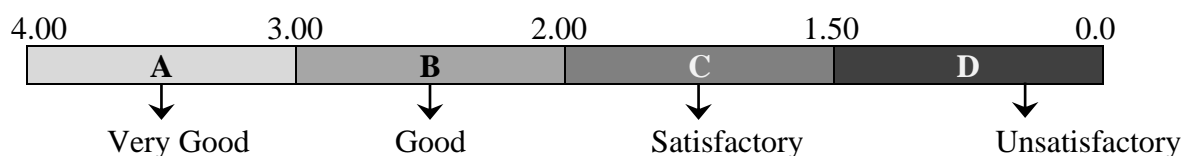
Athawale College of Social Work, Station Road, Bhandara
Feedback from Students
Questionnaire No. 1

B.S.W. – II Sem. 2022-23

Programme:
 Department:

Semester/Term/Year

Students are required to rate the courses in the following attributes using the 4-point scale shown. The format given is for one course. Do the same for other courses on separate page.



Sr. No.	Parameters	A Very Good	B Good	C Satisfactory	D Unsatisfactory
1	Depth of the Course content including project work if any	03 (10.00%)	07 (23.33%)	20 (66.66%)	00
2	Extent of coverage of course	02 (06.66%)	15 (50.00%)	13 (43.33%)	00
3	Applicability/ relevance to real life situations	02 (06.66%)	12 (40.00%)	16 (53.33%)	00
4	Learning value (in terms of knowledge, concepts, manual, skills, analytical abilities and broadening perspectives)	03 (10.00%)	13 (43.33%)	14 (46.66%)	00
5	Clarity and relevance of textual reading material	02 (06.66%)	15 (50.00%)	13 (43.33%)	00
6	Relevance of additional source material (Library)	04 (13.33%)	11 (36.66%)	15 (50.00%)	00
7	Extent of effort required by students	03 (10.00%)	15 (50.00%)	12 (40.00%)	00
8	Overall rating	05 (16.66%)	09 (30.00%)	16 (53.33%)	00

**Feedback from Analysis
Questionnaire N0.1**

B.S.W.-II Sem. 2022-23

- 1) It is clear from the above table that majority of the respondents 20 (i.e. 66.66%) are satisfactory from the course content including project work.
- 2) It is clear from the above table that majority of the respondents 15 (i.e. 50.00%) are saying that extent of coverage of course is good.
- 3) It is clear that the above table that majority of the respondents 16 (i.e. 53.33%) students are satisfactory about the course applicability/ relevance to real life situation.
- 4) It is clear from the above table that majority of the respondents 14 (i.e. 46.66%) are saying that the course learning value is satisfactory.
- 5) It is clear from the above table that majority of the respondents 15 (i.e. 50.00%) saying that the course clarity and relevance of textual reading material is good.
- 6) It is clear from the above table that majority of the respondents 15 (i.e. 50.00%) saying that the course relevance of of additional source material (Library) is satisfactory.
- 7) It is clear from the above table that majority of the respondents 15 (i.e. 50.00%) are saying that the extent of the effort required by student's is good.
- 8) It is clear from the above table that majority of the respondents 16 (i.e. 53.33%) the students saying that the course aurally raiding is satisfactory.

Athawale College of Social Work, Station Road, Bhandara

Feedback

Questionnaire No. 2

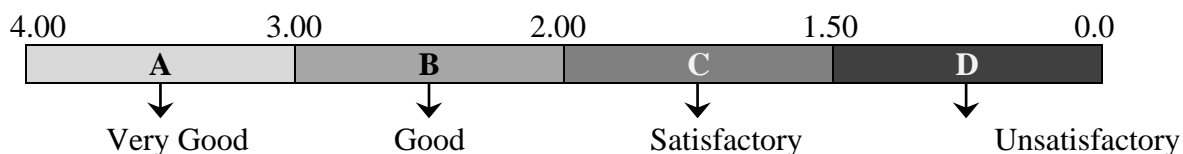
B.S.W. – II Sem. 2022-23

Department _____

Semester/Term/Year _____

:

Please rate the teacher on the following attributes using the 4-point scale shown.



Sr. No.	Parameters	A Very Good	B Good	C Satisfactory	D Unsatisfactory
1	Knowledge base of the teacher (as perceived by you)	05 (16.66%)	07 (23.33%)	18 (60.00%)	00
2	Communication Skills (in terms of articulation and comprehensibility)	03 (10.00%)	15 (50.00%)	12 (40.00%)	00
3	Sincerity/Commitment of the teacher	02 (06.66%)	17 (56.66%)	11 (36.66%)	00
4	Interest generated by the teacher	04 (13.33%)	16 (53.33%)	10 (33.33%)	00
5	Ability to integrate course material with environment/ other issues, to provide a broader perspective	03 (10.00%)	17 (56.66%)	10 (33.33%)	00
6	Ability to integrate content with other courses	02 (06.66%)	14 (46.66%)	14 (46.66%)	00
7	Accessibility of the teacher in and out of the class (includes availability of the teacher to motivate further study and discussion outside class)	02 (06.66%)	13 (43.33%)	15 (50.00%)	00
8	Ability to design quizzes/ Tests/ assignments/ examinations and projects to evaluate students understanding of the course	05 (16.66%)	14 (46.66%)	11 (36.66%)	00
9	Provision of sufficient time for feedback	03 (10.00%)	12 (40.00%)	15 (50.00%)	00
10	Overall rating	05 (16.66%)	10 (33.33%)	15 (50.00%)	00

Questionnaire No. 2

- 1) It is clear from the above table that majority of the respondents 18(i.e. 60.00%) are saying that the knowledge base of the teacher is satisfactory.
- 2) It is clear from the above table that majority of the respondents 15 (i.e. 50.00%) are saying the communication skills is good.
- 3) It is clear from the above table that majority of the respondents 17 (i.e. 56.66%) are saying that the sincerity/ commitment of the teacher is good.
- 4) It is clear from the above table that majority of the respondents 16 (i.e. 53.33%) are saying that the interest generated by the teacher is good.
- 5) It is clear from the above table that majority of the respondents 17 (i.e. 56.66%) are saying that the ability to integrate course material with environment/ other issues to provide a broader perspective is good.
- 6) It is clear from the above table that majority of the respondents 14 (i.e. 46.66%) is good and 14 (i.e. 46.66%) are saying that the Ability to integrate content with other courses is satisfactory.
- 7) It is clear from the above table that majority of the respondents 15 (i.e. 50.00%) are saying that the Accessibility of the teacher in and out of the class is satisfactory.
- 8) It is clear from the above table that majority of the respondents 14 (i.e. 46.66%) are saying that the ability to design quizzes/tests / assignment/ examination and project to evaluate students understanding of the course is good.
- 9) It is clear from the above table that majority of the respondents 15 (i.e. 50.00%) are saying that the provision of sufficient time for feedback is satisfactory.
- 10) It is clear from the above table that majority of the respondents 15 (i.e. 50.00%) are saying the overall rating is satisfactory.

Athawale College of Social Work, Station Road, Bhandara

Questionnaire No. 3

Answer Result B.S.W. – II Sem. 2022-23

Student's overall Evaluation of the programme and Teaching

(To be filled only after, the course results are declared)

Department:

Course

Teacher:

Year

Que. No.	Question	Option & Respondents	Percentage
1.	The syllabus of each course was.	a) adequate - 17 b) inadequate - 04 c) challenging - 09 d) dull - 00	56.67% 13.33% 30.00% 00%
		Total : 30	100%
2.	Background for benefiting for the course was.	a) More than adequate- 12 b) adequate - 14 c) inadequate - 04 d) cannot say - 00	40.00% 46.67% 13.33% 00%
		Total : 30	100%
3.	Was the course easy or difficult to understand?	a) easy - 11 b) manageable - 12 c) difficult - 04 d) very difficult - 03	36.67% 40.00% 13.33% 10.00%
		Total : 30	100%
4.	How much of the syllabus was covered in the class?	a) 85 to 100% - 09 b) 70 to 85% - 14 c) 55 to 70% - 07 d) less than 55% - 00	30.00% 46.67% 23.33% 00%
		Total : 30	100%
5.	What is your opinion about the library material and facilities for the course?	a) more than adequate - 08 b) adequate - 14 c) inadequate - 04 d) very poor - 04	26.67% 46.67% 13.33% 13.33%
		Total : 30	100%
6.	To what extent were you able to get material for the prescribed reading?	a) Easily - 17 b) with some difficulty - 08 c) not available at all - 00 d) with great difficulty - 05	56.67% 26.67% 00% 16.66%
		Total : 30	100%
7.	How well did the teacher prepare for the classes?	a) thoroughly - 07 b) satisfactorily - 18 c) poorly - 05 d) indifferently - 00	23.33% 60.00% 16.67% 00%
		Total : 30	100%
8.	How well was the teacher able to communicate?	a) always effective - 17 b) sometimes effective - 08 c) just satisfactorily - 03 d) generally ineffective -	56.67% 26.67% 10.00% 06.66%

		02	
		Total : 30	100%
9.	How far the teacher encourages student participation in class?	a) mostly yes - 16 b) sometimes - 07 c) not at all - 02 d) always - 05	53.33% 23.33% 06.67% 16.67%
		Total : 30	100%
10.	If yes, which of the following methods were used?	a) encouraged to raise questions - 14 b) get involved in discussion in class - 11 c) encourage discussion outside class- 05 d) did not encourage - 00	46.67% 36.67% 16.66% 00%
		Total : 30	100%
11.	How helpful was the teacher in advising?	a) very helpful - 18 b) sometimes helpful - 09 c) not at all helpful - 03 d) did not advise - 00	60.00% 30.00% 10.00% 00%
		Total : 30	100%
12.	The teacher's approach can best be described as	a) always courteous - 20 b) sometimes rude - 06 c) always indifferent - 04 d) cannot say - 00	66.67% 20.00% 13.33% 00%
		Total : 30	100%
13.	Internal assessment was	a) always fair - 17 b) sometimes unfair - 05 c) usually unfair - 00 d) sometimes fair - 08	56.67% 16.66% 00% 26.67%
		Total : 30	100%
14.	What effect do you think the internal assessment will have on your course grade?	a) Helps to improve - 20 b) discouraging - 00 c) no special effect - 03 d) sometimes effective- 07	66.67% 00% 10.00% 23.33%
		Total : 30	100%
15.	How often did the teacher provide feedback on your performance?	a) regularly/ in time - 18 b) with helpful comment - 06 c) often/late - 02 d) without any comments - 04	60.00% 20.00% 06.67% 13.33%
		Total : 30	100%
16.	Were your assignment discussed with you?	a) Yes, Fully - 14 b) Yes, partly - 09 c) not discussed at all - 04 d) sometimes discussed - 03	46.67% 30.00% 13.33% 10.00%
		Total : 30	100%
17.	Were you provided with a course contributory lecture too at the beginning?	a) Yes - 24 b) No - 06	80.00% 20.00%

	If yes, was: it helpful?	a) Yes - 24 b) No - 06	80.00% 20.00%
		Total : 30	100%
18.	If you have other comments to offer on the course and suggestions for the teacher you may do so in the space given below or on a separate sheet	00	00%

Questionnaire No. 3

- 1) It is clear from the above table that majority of the respondents 17 (i.e. 56.67%) are saying the syllabus of each course was adequate.
- 2) It is clear from the above table that majority of the respondents 14 (i.e. 46.67%) are saying that the background for benefiting for the course was adequate.
- 3) It is clear from the above table that majority of the respondents 12 (i.e. 40.00%) are saying that the course was understand to manageable.
- 4) It is clear from the above table that majority of the respondents 14 (i.e. 46.67%) are saying that the syllabus was covered in the class 70 to 85%.
- 5) It is clear from the above table that majority of the respondents 14 (i.e. 46.67%) are saying that the library material and facilities for the course are adequate.
- 6) It is clear from the above table that majority of the respondents 17 (i.e. 56.67%) are saying that the material for the prescribed reading were able to get easily.
- 7) It is clear from the above table that majority of the respondents 18 (i.e. 60.00%) are saying that the teacher prepare for the classes will did satisfactorily.
- 8) It is clear from the above table that majority of the respondents 17 (i.e. 56.67%) are saying that the teacher able to communicate well was always effective.
- 9) It is clear from the above table that majority of the respondents 16 (i.e. 53.33%) are saying that the teacher encourages student participation in class for mostly yes.
- 10) It is clear from the above table that majority of the respondents 14 (i.e. 46.67%) are saying that the teacher encourages student for encouraged to raise questions.
- 11) It is clear from the above table that majority of the respondents 18 (i.e. 60.00%) are saying that the teacher was very helpful in advising.
- 12) It is clear from the above table that majority of the respondents 20 (i.e. 66.67%) are saying that the teacher approach can be described as always courteous.
- 13) It is clear from the above table that majority of the respondents 17 (i.e. 56.67%) are saying that the internal assessment was always fair.
- 14) It is clear from the above table that majority of the respondents 20 (i.e. 66.67%) are saying that they think the effect of internal assessment will have on their course grade help to improve.

- 15) It is clear from the above table that majority of the respondents 18 (i.e. 60.00%) are saying that the teacher provide feedback on their performance did regularly/in time.
- 16) It is clear from the above table that majority of the respondents 14 (i.e. 46.67%) are saying that their assignment discussed with them yes fully.
- 17) It is clear from the above table that majority of the respondents 24 (i.e. 80.00%) are saying that at the beginning them provided with a course contributory lecture and that lecture was helpful for them.

Athawale College of Social Work, Station Road, Bhandara
Feedback from Students
Questionnaire No. 1

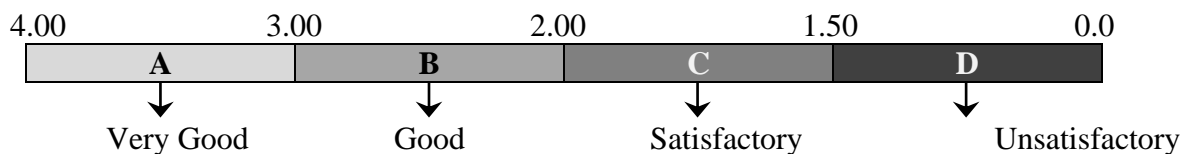
B.S.W. – IV Sem. 2022-23

Programme:

Semester/Term/Year

Department:

Students are required to rate the courses in the following attributes using the 4-point scale shown. The format given is for one course. Do the same for other courses on separate page.



Sr. No.	Parameters	A Very Good	B Good	C Satisfactory	D Unsatisfactory
1	Depth of the Course content including project work if any	02 (07.14%)	13 (46.46%)	13 (46.46%)	00
2	Extent of coverage of course	04 (14.28%)	09 (32.14%)	15 (53.58%)	00
3	Applicability/ relevance to real life situations	02 (07.14%)	12 (42.86%)	14 (50.00%)	00
4	Learning value (in terms of knowledge, concepts, manual, skills, analytical abilities and broadening perspectives)	03 (10.71%)	09 (32.14%)	16 (57.15%)	00
5	Clarity and relevance of textual reading material	04 (14.28%)	11 (39.29%)	13 (46.43%)	00
6	Relevance of additional source material (Library)	03 (10.71%)	10 (35.72%)	15 (53.57%)	00
7	Extent of effort required by students	02 (07.14%)	12 (42.86%)	14 (50.00%)	00
8	Overall rating	05 (17.85%)	08 (28.58%)	15 (53.57%)	00

Feedback from Analysis

Questionnaire N0.1

B.S.W.-IV Sem. 2022-23

- 1) It is clear that the above table that majority of the respondents 13 (i.e. 46.46%) are same respondents are good and satisfactory from the course content including project work.
- 2) It is clear from the above table that majority of the respondents 15 (i.e. 53.58%) are saying that extent of coverage of course is satisfactory.
- 3) It is clear that the above table that majority of the respondents 14 (i.e. 50.00%) students are satisfactory about the course applicability/ relevance to real life situation.
- 4) It is clear from the above table that majority of the respondents 16 (i.e. 57.15%) are saying that the course learning value is satisfactory.
- 5) It is clear from the above table that majority of the respondents 13 (i.e. 46.43%) saying that the course clarity and relevance of textual reading material is satisfactory.
- 6) It is clear from the above table that majority of the respondents 15 (i.e. 53.57%) saying that the course relevance of additional source material (Library) is satisfactory.
- 7) It is clear from the above table that majority of the respondents 14 (i.e. 50.00%) are saying that the extent of the effort required by student's is satisfactory.
- 8) It is clear from the above table that majority of the respondents 15 (i.e. 53.57%) the students saying that the course overall raiding is satisfactory.

Athawale College of Social Work, Station Road, Bhandara
Feedback

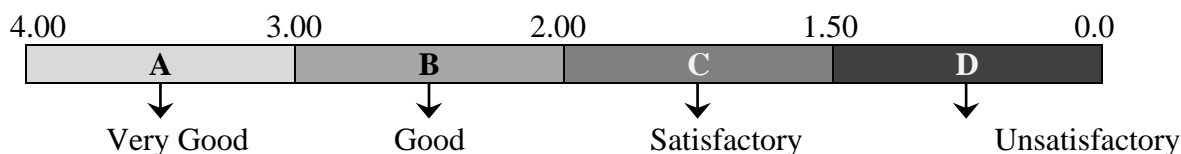
Questionnaire No. 2
B.S.W. – IV Sem. 2022-23

Department

Semester/Term/Year

:

Please rate the teacher on the following attributes using the 4-point scale shown.



Sr. No.	Parameters	A Very Good	B Good	C Satisfactory	D Unsatisfactory
1	Knowledge base of the teacher (as perceived by you)	03 (10.71%)	09 (32.14%)	16 (57.15%)	00
2	Communication Skills (in terms of articulation and comprehensibility)	04 (14.28%)	11 (39.28%)	13 (46.44%)	00
3	Sincerity/Commitment of the teacher	02 (07.14%)	10 (35.71%)	16 (57.15%)	00
4	Interest generated by the teacher	05 (17.85%)	08 (28.57%)	15 (53.58%)	00
5	Ability to integrate course material with environment/ other issues, to provide a broader perspective	03 (10.71%)	09 (32.14%)	16 (57.15%)	00
6	Ability to integrate content with other courses	02 (07.14%)	10 (35.71%)	16 (57.15%)	00
7	Accessibility of the teacher in and out of the class (includes availability of the teacher to motivate further study and discussion outside class)	03 (10.71%)	12 (42.86%)	13 (46.43%)	00
8	Ability to design quizzes/ Tests/ assignments/ examinations and projects to evaluate students understanding of the course	04 (14.28%)	08 (28.57%)	16 (57.15%)	00
9	Provision of sufficient time for feedback	03 (10.71%)	10 (35.72%)	15 (53.57%)	00
10		06 (21.42%)	08 (28.58%)	14 (50.00%)	00

	Overall rating				
--	----------------	--	--	--	--

Questionnaire No. 2

- 1) It is clear from the above table that majority of the respondents 16 (i.e. 57.15%) are saying that the knowledge base of the teacher is satisfactory.
- 2) It is clear from the above table that majority of the respondents 13 (i.e. 46.44%) are saying the communication skills is satisfactory.
- 3) It is clear from the above table that majority of the respondents 16 (i.e. 57.15%) are saying that satisfactory of the sincerity/ commitment of the teacher.
- 4) It is clear from the above table that majority of the respondents 15 (i.e. 53.58%) are saying that the interest generated by the teacher is satisfactory.
- 5) It is clear from the above table that majority of the respondents 16 (i.e. 57.15%) are saying that the ability to integrate course material with environment/ other issues to provide a broader perspective is satisfactory.
- 6) It is clear from the above table that majority of the respondents 16 (i.e. 57.15%) are saying that the ability to integrate content with other courses is satisfactory.
- 7) It is clear from the above table that majority of the respondents 13 (i.e. 43.46%) are saying that the Accessibility of the teacher in and out of the class is satisfactory.
- 8) It is clear from the above table that majority of the respondents 16 (i.e. 57.15%) are saying that the ability to design quizzes/tests / assignment/ examination and project to evaluate students understanding of the course is satisfactory.
- 9) It is clear from the above table that majority of the respondents 15 (i.e. 53.57%) are saying that the provision of sufficient time for feedback is satisfactory.
- 10) It is clear from the above table that majority of the respondents 14 (i.e. 50.00%) are saying the overall rating is satisfactory.

Athawale College of Social Work, Station Road, Bhandara
Questionnaire No. 3

Answer Result B.S.W. – IV Sem. 2022-23

Student's overall Evaluation of the programme and Teaching

(To be filled only after, the course results are declared)

Department:

Course

Teacher:

Year

Que. No.	Question	Option & Respondents	Percentage
1.	The syllabus of each course was.	a) adequate - 12 b) inadequate - 03 c) challenging - 13 d) dull - 00	42.87% 10.71% 46.42% 00%
		Total : 28	100%
2.	Background for benefiting for the course was.	a) More than adequate- 14 b) adequate - 10 c) inadequate - 04 d) can not say - 00	50.00% 35.72% 14.28% 00%
		Total : 28	100%
3.	Was the course easy or difficult to understand?	a) easy - 15 b) manageable - 10 c) difficult - 03 d) very difficult - 00	53.58% 35.71% 10.71% 00%
		Total : 28	100%
4.	How much of the syllabus was covered in the class?	a) 85 to 100% - 12 b) 70 to 85% - 13 c) 55 to 70% - 03 d) less than 55% - 00	42.86% 46.43% 10.71% 00%
		Total : 28	100%
5.	What is your opinion about the library material and facilities for the course?	a) more than adequate - 15 b) adequate - 11 c) inadequate - 02 d) very poor - 00	53.58% 39.28% 07.14% 00%
		Total : 28	100%
6.	To what extent were you able to get material for the prescribed reading?	a) Easily - 17 b) with some difficulty - 11 c) not available at all - 00 d) with great difficulty - 00	60.72% 39.28% 00% 00%
		Total : 28	100%
7.	How well did the teacher prepare for the classes?	a) thoroughly - 09 b) satisfactorily - 16 c) poorly - 03 d) indifferently - 00	32.14% 57.15% 10.71% 00%
		Total : 28	100%
8.	How well was the teacher able to communicate?	a) always effective - 14 b) sometimes effective - 10 c) just satisfactorily - 04 d) generally ineffective - 00	50.00% 35.72% 14.28% 00%

		Total : 28	100%
9.	How far the teacher encourages student participation in class?	a) mostly yes - 18 b) sometimes - 06 c) not at all - 04 d) always - 00	64.29% 21.42% 14.29% 00%
		Total : 28	100%
10.	If yes, which of the following methods were used?	a) encouraged to raise questions- 12 b) get involved in discussion in class - 16 c) encourage discussion outside class - 00 d) did not encourage - 00	42.85% 57.15% 00% 00%
		Total : 28	100%
11.	How helpful was the teacher in advising?	a) very helpful - 13 b) sometimes helpful - 10 c) not at all helpful - 05 d) did not advise - 00	46.43% 35.72% 17.85% 00%
		Total : 28	100%
12.	The teacher's approach can best be described as	a) always courteous - 15 b) sometimes rude - 09 c) always indifferent - 04 d) cannot say - 00	53.58% 32.14% 14.28% 00%
		Total : 28	100%
13.	Internal assessment was	a) always fair - 12 b) sometimes unfair - 10 c) usually unfair - 00 d) sometimes fair - 06	42.86% 35.72% 00% 21.42%
		Total : 28	100%
14.	What effect do you think the internal assessment will have on your course grade?	a) Helps to improve - 13 b) discouraging - 07 c) no special effect - 00 d) sometimes effective - 08	46.43% 25.00% 00% 28.57%
		Total : 28	100%
15.	How often did the teacher provide feedback on your performance?	a) regularly/ in time - 16 b) with helpful comment- 10 c) often/late - 00 d) without any comments - 02	57.15% 35.71% 00% 07.14%
		Total : 28	100%
16.	Were your assignment discussed with you?	a) Yes, Fully - 15 b) Yes, partly - 09 c) not discussed at all - 02 d) sometimes discussed - 02	53.58% 32.14% 07.14% 07.14%
		Total : 28	100%
17.	Were you provided with a course contributory lecture too at the beginning? If yes, was: it helpful?	a) Yes - 21 b) No - 07 a) Yes - 21 b) No - 07	75.00% 25.00% 75.00% 25.00%
		Total : 28	100%
18.	If you have other comments to	00	00%

	offer on the course and suggestions for the teacher you may do so in the space given below or on a separate sheet		
--	---	--	--

Questionnaire No. 3

- 1) It is clear from the above table that majority of the respondents 13 (i.e. 46.42%) are saying the syllabus of each course was challenging.
- 2) It is clear from the above table that majority of the respondents 14 (i.e. 50.00%) are saying that the background for benefiting for the course was more than adequate.
- 3) It is clear from the above table that majority of the respondents 15 (i.e. 53.58%) are saying that the course was understand to easy.
- 4) It is clear from the above table that majority of the respondents 13 (i.e. 46.43%) are saying that the syllabus was covered in the class 70 to 85%.
- 5) It is clear from the above table that majority of the respondents 15 (i.e. 53.58%) are saying that the library material and facilities for the course are more than adequate.
- 6) It is clear from the above table that majority of the respondents 17 (i.e. 60.72%) are saying that the material for the prescribed reading were able to get easily.
- 7) It is clear from the above table that majority of the respondents 16 (i.e. 57.15%) are saying that the teacher prepare for the classes will did satisfactorily.
- 8) It is clear from the above table that majority of the respondents 14 (i.e. 50.00%) are saying that the teacher able to communicate well was always effective.
- 9) It is clear from the above table that majority of the respondents 18 (i.e. 64.29%) are saying that the teacher encourages students participation in class for mostly yes.
- 10) It is clear from the above table that majority of the respondents 16 (i.e. 57.15%) are saying that the teacher encourages students for get involved in discussion in class.
- 11) It is clear from the above table that majority of the respondents 13 (i.e. 46.43%) are saying that very helpful.
- 12) It is clear from the above table that majority of the respondents 15 (i.e. 53.58%) are saying that the teacher approach can be described as always courteous.
- 13) It is clear from the above table that majority of the respondents 12 (i.e. 42.86%) are saying that the internal assessment was always fair.
- 14) It is clear from the above table that majority of the respondents 13 (i.e. 46.43%) are saying that they think the effect of internal assessment will have on their course grade help to improve.
- 15) It is clear from the above table that majority of the respondents 16 (i.e. 57.15%) are saying that the teacher provide feedback on their performance did regularly/ in time.

- 16) It is clear from the above table that majority of the respondents 15 (i.e. 53.58%) are saying that their assignment discussed with them yes fully.
- 17) It is clear from the above table that majority of the respondents 21 (i.e. 75.00%) are saying that at the beginning them provided with a course contributory lecture and that lecture was helpful for them.

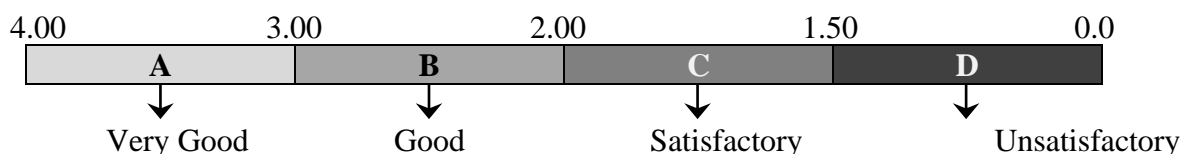
Athawale College of Social Work, Station Road, Bhandara
Feedback from Students
Questionnaire No. 1

B.S.W. – VI Sem. 2022-23

Programme:
 Department:

Semester/Term/Year

Students are required to rate the courses in the following attributes using the 4-point scale shown. The format given is for one course. Do the same for other courses on separate page.



Sr. No.	Parameters	A Very Good	B Good	C Satisfactory	D Unsatisfactory
1	Depth of the Course content including project work if any	02 (08.00%)	08 (32.00%)	15 (60.00%)	00
2	Extent of coverage of course	04 (16.00%)	10 (40.00%)	11 (44.00%)	00
3	Applicability/ relevance to real life situations	03 (12.00%)	07 (28.00%)	15 (60.00%)	00
4	Learning value (in terms of knowledge, concepts, manual, skills, analytical abilities and broadening perspectives)	02 (08.00%)	09 (36.00%)	14 (56.00%)	00
5	Clarity and relevance of textual reading material	03 (12.00%)	06 (24.00%)	16 (64.00%)	00
6	Relevance of additional source material (Library)	04 (16.00%)	12 (48.00%)	09 (36.00%)	00
7	Extent of effort required by students	02 (08.00%)	13 (52.00%)	10 (40.00%)	00
8	Overall rating	05 (20.00%)	09 (36.00%)	11 (44.00%)	00

Feedback from Analysis
Questionnaire N0.1
B.S.W.-VI Sem. 2022-23

- 1) It is clear that the above table that majority of the respondents 15 (i.e. 60.00%) are saying that satisfactory from the course content including project work.
- 2) It is clear from the above table that majority of the respondents 11 (i.e. 44.00%) are saying that extent of coverage of course is satisfactory.
- 3) It is clear from the above table that majority of the respondents 15 (i.e. 60.00%) students are satisfactory about the course applicability/ relevance to real life situation.
- 4) It is clear from the above table that majority of the respondents 14 (i.e. 56.00%) are saying that the course learning value is satisfactory.
- 5) It is clear from the above table that majority of the respondents 16 (i.e. 64.00%) saying that the course clarity and relevance of textual reading material is satisfactory.
- 6) It is clear from the above table that majority of the respondents 12 (i.e. 48.00%) saying that the course relevance of additional source material (Library) is good.
- 7) It is clear from the above table that majority of the respondents 13 (i.e. 52.00%) are saying that the extent of the effort required by student's is good.
- 8) It is clear from the above table that majority of the respondents 11 (i.e. 44.00%) the students saying that the course overall rating is satisfactory.

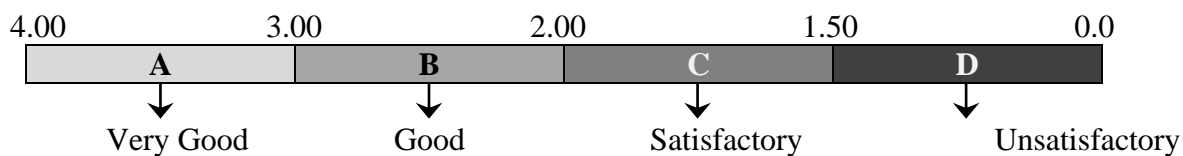
Athawale College of Social Work, Station Road, Bhandara
Feedback

Questionnaire No. 2
B.S.W. – VI Sem. 2022-23

Department:

Semester/Term/Year

Please rate the teacher on the following attributes using the 4-point scale shown.



Sr. No.	Parameters	A Very Good	B Good	C Satisfactory	D Unsatisfactory
1	Knowledge base of the teacher (as perceived by you)	03 (12.00%)	12 (48.00%)	10 (40.00%)	00
2	Communication Skills (in terms of articulation and comprehensibility)	02 (08.00%)	08 (32.00%)	15 (60.00%)	00
3	Sincerity/Commitment of the teacher	04 (16.00%)	10 (40.00%)	11 (44.00%)	00
4	Interest generated by the teacher	03 (12.00%)	14 (56.00%)	08 (32.00%)	00
5	Ability to integrate course material with environment/ other issues, to provide a broader perspective	02 (08.00%)	09 (36.00%)	14 (56.00%)	00
6	Ability to integrate content with other courses	03 (12.00%)	07 (28.00%)	15 (60.00%)	00
7	Accessibility of the teacher in and out of the class (includes availability of the teacher to motivate further study and discussion outside class)	04 (16.00%)	09 (36.00%)	12 (48.00%)	00
8	Ability to design quizzes/ Tests/ assignments/ examinations and projects to evaluate students understanding of the course	02 (08.00%)	06 (24.00%)	17 (68.00%)	00
9	Provision of sufficient time	03 (12.00%)	08 (32.00%)	14 (56.00%)	00
10		05 (20.00%)	07 (28.00%)	13 (52.00%)	00

	for feedback				
	Overall rating				

Questionnaire No. 2

- 1) It is clear from the above table that majority of the respondents 12 (i.e. 48.00%) are saying that the knowledge base of the teacher is good.
- 2) It is clear from the above table that majority of the respondents 15 (i.e. 60.00%) are saying the communication skills is satisfactory.
- 3) It is clear from the above table that majority of the respondents 11 (i.e. 44.00%) are saying that the sincerity/ commitment of the teacher is satisfactory.
- 4) It is clear from the above table that majority of the respondents 14 (i.e. 56.00%) are saying that the interest generated by the teacher is good.
- 5) It is clear from the above table that majority of the respondents 14 (i.e. 56.00%) are saying that the ability to integrate course material with environment/ other issues to provide a broader perspective is satisfactory.
- 6) It is clear from the above table that majority of the respondents 15 (i.e. 60.00%) are saying that the ability to integrate content with other courses is satisfactory.
- 7) It is clear from the above table that majority of the respondents 12 (i.e. 48.00%) are saying that the accessibility of the teacher in and out of the class is satisfactory.
- 8) It is clear from the above table that majority of the respondents 17 (i.e. 68.00%) are saying that the ability to design quizzes/tests / assignment/ examination and project to evaluate students understanding of the course is satisfactory.
- 9) It is clear from the above table that majority of the respondents 14 (i.e. 56.00%) are saying that the provision of sufficient time for feedback is satisfactory.
- 10) It is clear from the above table that majority of the respondents 13 (i.e. 52.00%) are saying the overall rating is satisfactory.

Athawale College of Social Work, Station Road, Bhandara
Questionnaire No. 3

Answer Result B.S.W. – VI Sem. 2022-23

Student's overall Evaluation of the programme and Teaching

(To be filled only after, the course results are declared)

Department:

Course

Teacher:

Year

Que. No.	Question	Option & Respondents	Percentage
1.	The syllabus of each course was.	a) adequate - 15 b) inadequate - 03 c) challenging - 07 d) dull - 00	60.00% 12.00% 28.00% 00%
		Total : 25	100%
2.	Background for benefiting for the course was.	a) More than adequate- 10 b) adequate - 13 c) inadequate - 02 d) can not say - 00	40.00% 52.00% 08.00% 00%
		Total : 25	100%
3.	Was the course easy or difficult to understand?	a) easy - 11 b) manageable - 12 c) difficult - 02 d) very difficult - 00	44.00% 48.00% 08.00% 00%
		Total : 25	100%
4.	How much of the syllabus was covered in the class?	a) 85 to 100% - 12 b) 70 to 85% - 10 c) 55 to 70% - 13 d) less than 55% - 00	48.00% 40.00% 12.00% 00%
		Total : 25	100%
5.	What is your opinion about the library material and facilities for the course?	a) more than adequate - 09 b) adequate - 12 c) inadequate - 04 d) very poor - 00	36.00% 48.00% 16.00% 00%
		Total : 25	100%
6.	To what extent were you able to get material for the prescribed reading?	a) Easily - 14 b) with some difficulty - 08 c) not available at all - 00 d) with great difficulty - 03	56.00% 32.00% 12.00% 00%
		Total : 25	100%
7.	How well did the teacher prepare for the classes?	a) thoroughly - 13 b) satisfactorily - 09 c) poorly - 03 d) indifferently - 00	52.00% 36.00% 12.00% 00%
		Total : 25	100%
8.	How well was the teacher able to communicate?	a) always effective - 12 b) sometimes effective - 13 c) just satisfactorily - 00 d) generally ineffective - 00	48.00% 52.00% 00% 00%

		Total : 25	100%
9.	How far the teacher encourages student participation in class?	a) mostly yes - 08 b) sometimes - 04 c) not at all - 00 d) always - 13	32.00% 16.00% 00% 52.00%
		Total : 25	100%
10.	If yes, which of the following methods were used?	a) encouraged to raise questions - 14 b) get involved in discussion in class - 11 c) encourage discussion outside class - 00 d) did not encourage - 00	56.00% 44.00% 00% 00%
		Total : 25	100%
11.	How helpful was the teacher in advising?	a) very helpful - 11 b) sometimes helpful - 12 c) not at all helpful - 02 d) did not advise - 00	44.00% 48.00% 08.00% 00%
		Total : 25	100%
12.	The teacher's approach can best be described as	a) always courteous - 08 b) sometimes rude - 05 c) always indifferent - 12 d) cannot say - 00	32.00% 20.00% 48.00% 00%
		Total : 25	100%
13.	Internal assessment was	a) always fair - 15 b) sometimes unfair - 03 c) usually unfair - 00 d) sometimes fair - 07	60.00% 12.00% 00% 28.00%
		Total : 25	100%
14.	What effect do you think the internal assessment will have on your course grade?	a) Helps to improve - 14 b) discouraging - 03 c) no special effect - 00 d) sometimes effective - 08	56.00% 12.00% 00% 32.00%
		Total : 25	100%
15.	How often did the teacher provide feedback on your performance?	a) regularly/ in time - 16 b) with helpful comment- 09 c) often/late - 00 d) without any comments - 00	64.00% 36.00% 00% 00%
		Total : 25	100%
16.	Were your assignment discussed with you?	a) Yes, Fully - 15 b) Yes, partly - 06 c) not discussed at all - 04 d) sometimes discussed - 00	60.00% 24.00% 16.00% 00%
		Total : 25	100%
17.	Were you provided with a course contributory lecture too at the beginning? If yes, was: it helpful?	a) Yes - 19 b) No - 06 a) Yes - 19 b) No - 06	76.00% 24.00% 76.00% 24.00%
		Total : 25	100%
18.	If you have other comments to	00	00%

	offer on the course and suggestions for the teacher you may do so in the space given below or on a separate sheet		
--	---	--	--

Questionnaire No. 3

- 1) It is clear from the above table that majority of the respondents 15 (i.e. 60.00%) are saying that the syllabus of each course was adequate.
- 2) It is clear from the above table that majority of the respondents there are 13 (i.e. 52.00%) are saying that the background for benefiting for the course was adequate.
- 3) It is clear from the above table that majority of the respondents 12 (i.e. 48.00%) are saying that the course was understand to manageable.
- 4) It is clear from the above table that majority of the respondents 12 (i.e. 48.00%) are saying that the syllabus was covered in the class 85 to 100%.
- 5) It is clear from the above table that majority of the respondents 12 (i.e. 48.00%) are saying than the library material and facilities for the course are more than adequate.
- 6) It is clear from the above table that majority of the respondents 14 (i.e. 56.00%) are saying that the material for the prescribed reading were able to get easily.
- 7) It is clear from the above table that majority of the respondents 13 (i.e. 52.00%) are saying that the teacher prepare for the classes will did thoroughly.
- 8) It is clear from the above table that majority of the respondents 13 (i.e. 52.00%) are saying that the teacher able to communicate well was same time effective.
- 9) It is clear from the above table that majority of the respondents 13 (i.e. 52.00%) are saying that the teacher encourages students participation in class for always.
- 10) It is clear from the above table that majority of the respondents 14 (i.e. 56.00%) are saying that the teacher encourages students for encouraged to raise questions.
- 11) It is clear from the above table that majority of the respondents 12 (i.e. 48.00%) are saying that the teacher was some time helpful in advising.
- 12) It is clear from the above table that majority of the respondents 12 (i.e. 48.00%) are saying that the teacher approach can be described as always indifferent.
- 13) It is clear from the above table that majority of the respondents 15 (i.e. 60.00%) are saying that the internal assessment was always fair.
- 14) It is clear from the above table that majority of the respondents 14 (i.e. 56.00%) students saying that they think the effect of internal assessment will have on their course grade helps to improve.
- 15) It is clear from the above table that majority of the respondents 16 (i.e. 64.00%) are saying that the teacher provide feedback on their performance did regularly/ in time.

- 16) It is clear from the above table that majority of the respondents 15 (i.e. 60.00%) are saying that their assignment discussed with them yes fully.
- 17) It is clear from the above table that majority of the respondents 19 (i.e. 76.00%) are saying that at the beginning them provided with a course contributory lecture and that lecture was helpful for them.

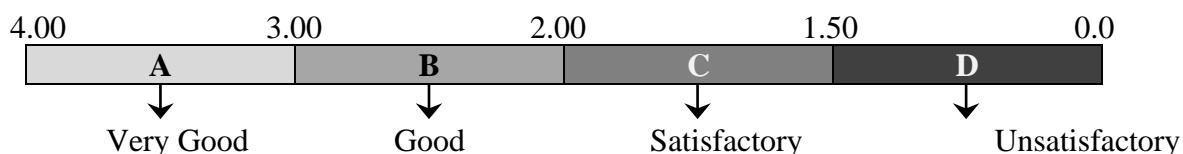
Athawale College of Social Work, Station Road, Bhandara
Feedback from Students
Questionnaire No. 1

M.S.W. – II Sem. 2022-23

Programme:
 Department:

Semester/Term/Year

Students are required to rate the courses in the following attributes using the 4-point scale shown. The format given is for one course. Do the same for other courses on separate page.



Sr. No.	Parameters	A Very Good	B Good	C Satisfactory	D Unsatisfactory
1	Depth of the Course content including project work if any	04 (12.50%)	08 (25.00%)	20 (62.50%)	00
2	Extent of coverage of course	03 (09.37%)	10 (31.25%)	19 (59.37%)	00
3	Applicability/ relevance to real life situations	02 (06.25%)	12 (37.50%)	18 (56.25%)	00
4	Learning value (in terms of knowledge, concepts, manual, skills, analytical abilities and broadening perspectives)	03 (09.37%)	09 (28.12%)	20 (62.50%)	00
5	Clarity and relevance of textual reading material	04 (12.25%)	11 (34.37%)	17 (53.12%)	00
6	Relevance of additional source material (Library)	02 (06.25%)	16 (50.00%)	14 (43.75%)	00
7	Extent of effort required by students	03 (09.37%)	10 (31.25%)	19 (59.37%)	00
8	Overall rating	06 (18.75%)	08 (25.00%)	18 (56.25%)	00

Feedback from Analysis
Questionnaire N0.1

M.S.W.-II Sem. 2022-23

- 1) It is clear from the above table that majority of the respondents 20 (i.e. 62.50%) are saying satisfactory from the course content including project work.
- 2) It is clear from the above table that majority of the respondents 19 (i.e. 59.37%) are saying that extent of coverage of course in college is satisfactory.
- 3) It is clear from the above table that majority of the respondents 18 (i.e. 56.53%) students are satisfactory about the course applicability/ relevance to real life situation.
- 4) It is clear from the above table that majority of the respondents 20 (i.e. 62.50%) are saying that the course of learning value is satisfactory.
- 5) It is clear from the above table that majority of the respondents 17 (i.e. 53.12%) are saying that the course clarity and relevance of textual reading material is satisfactory.
- 6) It is clear from the above table that majority of the respondents 16 (i.e. 50.00%) saying that the course relevance of additional source material (Library) is good.
- 7) It is clear from the above table that majority of the respondents 19 (i.e. 59.37%) are saying that the extent of the effort required by student's is satisfactory.
- 8) It is clear from the above table that majority of the respondents 18 (i.e. 56.25%) the students saying that the course overall rating is satisfactory.

Athawale College of Social Work, Station Road, Bhandara

Feedback

Questionnaire No. 2

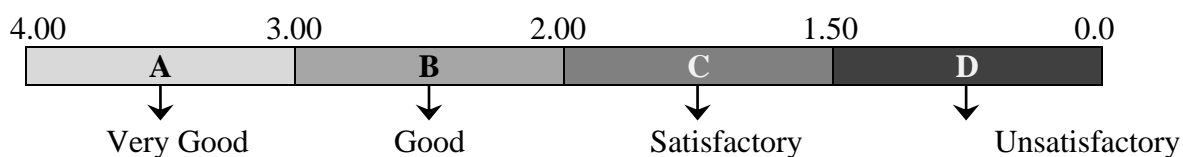
M.S.W. – II Sem. 2022-23

Department

Semester/Term/Year

:

Please rate the teacher on the following attributes using the 4-point scale shown.



Sr. No.	Parameters	A Very Good	B Good	C Satisfactory	D Unsatisfactory
1	Knowledge base of the teacher (as perceived by you)	03 (09.37%)	09 (28.12%)	20 (62.50%)	00
2	Communication Skills (in terms of articulation and comprehensibility)	01 (03.12%)	10 (31.25%)	21 (62.62%)	00
3	Sincerity/Commitment of the teacher	02 (06.25%)	14 (43.75%)	16 (50.00%)	00
4	Interest generated by the teacher	04 (12.50%)	17 (53.12%)	11 (34.37%)	00
5	Ability to integrate course material with environment/ other issues, to provide a broader perspective	02 (06.25%)	08 (25.00%)	22 (68.75%)	00
6	Ability to integrate content with other courses	03 (09.37%)	12 (37.50%)	17 (53.12%)	00
7	Accessibility of the teacher in and out of the class (includes availability of the teacher to motivate further study and discussion outside class)	02 (06.25%)	11 (34.37%)	19 (59.37%)	00
8	Ability to design quizzes/ Tests/ assignments/ examinations and projects to evaluate students understanding of the course	04 (12.50%)	12 (37.50%)	16 (50.00%)	00
9		02 (06.25%)	13 (40.62%)	17 (53.12%)	00
10		07 (21.87%)	09 (28.12%)	16 (50.00%)	00

	Provision of sufficient time for feedback				
	Overall rating				

Questionnaire No. 2

- 1) It is clear from the above table that majority of the respondents 20 (i.e. 62.50%) are saying that the knowledge base of the teacher is satisfactory.
- 2) It is clear from the above table that majority of the respondents 21 (i.e. 62.62%) are saying the communication skills is satisfactory.
- 3) It is clear from the above table that majority of the respondents 16 (i.e. 50.00%) are saying that the sincerity/ commitment of the teacher is satisfactory.
- 4) It is clear from the above table that majority of the respondents 17 (i.e. 53.12%) are saying that the interest generated by the teacher is good and good.
- 5) It is clear from the above table that majority of the respondents 22 (i.e. 68.75%) are saying that the ability to integrate course material with environment/ other issues to provide a broader perspective is satisfactory.
- 6) It is clear from the above table that majority of the respondents 17 (i.e. 53.12%) are saying that the ability to integrate content with other courses is satisfactory.
- 7) It is clear from the above table that majority of the respondents 19 (i.e. 59.37%) are saying that the accessibility of the teacher in and out of the class is satisfactory.
- 8) It is clear from the above table that majority of the respondents 16 (i.e. 50.00%) are saying that the ability to design quizzes/tests / assignment/ examination and project to evaluate students understanding of the course is satisfactory.
- 9) It is clear from the above table that majority of the respondents 17 (i.e. 53.12%) are saying that the provision of sufficient time for feedback is satisfactory.
- 10) It is clear from the above table that majority of the respondents 16 (i.e. 50.00%) are saying the overall rating is satisfactory.

Athawale College of Social Work, Station Road, Bhandara
Questionnaire No. 3

Answer Result M.S.W. – II Sem. 2022-23

Student's overall Evaluation of the programme and Teaching

(To be filled only after, the course results are declared)

Department:

Course

Teacher:

Year

Que. No.	Question	Option & Respondents	Percentage
1.	The syllabus of each course was.	a) adequate - 17 b) inadequate - 04 c) challenging - 11 d) dull - 00	53.12% 12.50% 34.38% 00%
		Total : 32	100%
2.	Background for benefiting for the course was.	a) more than adequate -12 b) adequate - 17 c) inadequate - 03 d) cannot say - 00	37.50% 53.12% 09.38% 00%
		Total : 32	100%
3.	Was the course easy or difficult to understand?	a) easy - 16 b) manageable - 09 c) difficult - 07 d) very difficult – 00	50.00% 28.12% 21.88% 00%
		Total : 32	100%
4.	How much of the syllabus was covered in the class?	a) 85 to 100% - 10 b) 70 to 85% - 16 c) 55 to 70% - 06 d) less than 55% - 00	31.25% 50.00% 18.75% 00%
		Total : 32	100%
5.	What is your opinion about the library material and facilities for the course?	a) more than adequate- 18 b) adequate - 11 c) inadequate - 03 d) very poor - 00	56.26% 34.37% 09.37% 00%
		Total : 32	100%
6.	To what extent were you able to get material for the prescribed reading?	a) Easily - 16 b) with some difficulty- 10 c) not available at all- 00 d) with great difficulty- 06	50.00% 31.25% 00% 18.75%
		Total : 32	100%
7.	How well did the teacher prepare for the classes?	a) thoroughly - 12 b) satisfactorily - 15 c) poorly - 05 d) indifferently – 00	37.50% 46.88% 15.62% 00%
		Total : 32	100%
8.	How well was the teacher able to communicate?	a) always effective - 14 b) sometimes effective- 11 c) just satisfactorily - 07 d) generally ineffective- 00	43.76% 34.37% 19.87% 00%
		Total : 32	100%
9.	How far the teacher encourages student participation in class?	a) mostly yes - 15 b) sometimes - 06 c) not at all - 00 d) always - 11	46.88% 18.75% 00% 34.37%
		Total : 32	100%

10.	If yes, which of the following methods were used?	a) encouraged to raise questions- 20 b) get involved in discussion in class - 12 c) encourage discussion outside class- 00 d) did not encourage - 00	62.50% 37.50% 00% 00%
		Total : 32	100%
11.	How helpful was the teacher in advising?	a) very helpful- 16 b) sometimes helpful- 09 c) not at all helpful - 07 d) did not advise - 00	50.00% 28.13% 21.87% 00%
		Total : 32	100%
12.	The teacher's approach can best be described as	a) always courteous - 18 b) sometimes rude - 08 c) always indifferent - 06 d) cannot say - 00	56.25% 25.00% 18.75% 00%
		Total : 32	100%
13.	Internal assessment was	a) always fair - 19 b) sometimes unfair - 03 c) usually unfair - 00 d) sometimes fair - 10	59.37% 09.37% 00% 31.26%
		Total : 32	100%
14.	What effect do you think the internal assessment will have on your course grade?	a) Helps to improve - 17 b) discouraging - 04 c) no special effect - 00 d) sometimes effective- 11	52.13% 12.50% 00% 34.37%
		Total : 32	100%
15.	How often did the teacher provide feedback on your performance?	a) regularly/ in time - 15 b) with helpful comment - 12 c) often/late - 05 d) without any comments - 00	46.88% 37.50% 15.62% 00%
		Total : 32	100%
16.	Were your assignment discussed with you?	a) Yes, Fully - 17 b) Yes, partly - 08 c) not discussed at all - 03 d) sometimes discussed - 04	53.13% 25.00% 09.37% 12.50%
		Total : 32	100%
17.	Were you provided with a course contributory lecture too at the beginning? If yes, was: it helpful?	a) Yes - 26 b) No - 06 a) Yes - 26 b) No - 06	81.25% 18.75% 81.25% 18.75%
		Total : 32	100%
18.	If you have other comments to offer on the course and suggestions for the teacher you may do so in the space given below or on a separate sheet	00	00%

Questionnaire No. 3

- 1) It is clear from the above table that majority of the respondents 17 (i.e. 53.12%) are saying that the syllabus of each course was adequate.
- 2) It is clear from the above table that majority of the respondents 17 (i.e. 53.12%) are saying that the background for benefiting for the course was adequate.
- 3) It is clear from the above table that majority of the respondents 16 (i.e. 50.00%) are saying that the course was understand to easy.
- 4) It is clear from the above table that majority of the respondents 16 (i.e. 50.00%) are saying that the syllabus was covered in the class 70 to 85%.
- 5) It is clear from the above table that majority of the respondents 18 (i.e. 56.26%) are saying than the library material and facilities for the course are more than adequate.
- 6) It is clear from the above table that majority of the respondents 16 (i.e. 50.00%) are saying that the material for the prescribed reading with easily.
- 7) It is clear from the above table that majority of the respondents 15 (i.e. 46.88%) are saying that the teacher prepare for the classes will did satisfactorily.
- 8) It is clear from the above table that majority of the respondents 14 (i.e. 43.76%) are saying that the teacher able to communicate well was always effective.
- 9) It is clear from the above table that majority of the respondents 15 (i.e. 46.88%) are saying that the teacher encourages students participation in class for mostly yes.
- 10) It is clear from the above table that majority of the respondents 20 (i.e. 62.50%) are saying that the teacher encourages students for encouraged to raise question.
- 11) It is clear from the above table that majority of the respondents 16 (i.e. 50.00%) are saying that the teacher was very helpful in advising.
- 12) It is clear from the above table that majority of the respondents 18 (i.e. 56.25%) are saying that the teacher approach can be described as always courteous.
- 13) It is clear from the above table that majority of the respondents 19 (i.e. 59.37%) are saying that the internal assessment was always fair.
- 14) It is clear from the above table that majority of the respondents 17 (i.e. 52.13%) students saying that they think the effect of internal assessment will have on their course grade helps to improve.
- 15) It is clear from the above table that majority of the respondents 15 (i.e. 46.88%) are saying that the teacher provide feedback on their performance did regularly/ in time.
- 16) It is clear from the above table that majority of the respondents 17 (i.e. 53.13%) are saying that their assignment discussed with them yes fully.
- 17) It is clear from the above table that majority of the respondents 26 (i.e. 81.25%) are saying that at the beginning them provided with a course contributory lecture and that lecture was helpful for them.

Athawale College of Social Work, Station Road, Bhandara
Feedback from Students
Questionnaire No. 1

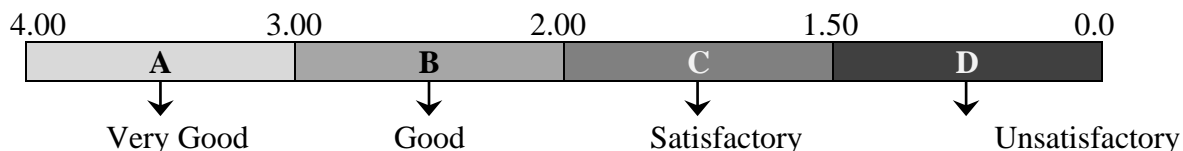
M.S.W. – IV Sem. 2022-23

Programme:

Semester/Term/Year

Department:

Students are required to rate the courses in the following attributes using the 4-point scale shown. The format given is for one course. Do the same for other courses on separate page.



Sr. No.	Parameters	A Very Good	B Good	C Satisfactory	D Unsatisfactory
1	Depth of the Course content including project work if any	03 (08.57%)	12 (34.28%)	20 (57.15%)	00
2	Extent of coverage of course	02 (05.71%)	14 (40.00%)	19 (54.29%)	00
3	Applicability/ relevance to real life situations	02 (05.71%)	16 (45.71%)	17 (48.58%)	00
4	Learning value (in terms of knowledge, concepts, manual, skills, analytical abilities and broadening perspectives)	04 (11.42%)	12 (34.29%)	19 (54.29%)	00
5	Clarity and relevance of textual reading material	03 (08.57%)	14 (40.00%)	18 (51.43%)	00
6	Relevance of additional source material (Library)	03 (08.57%)	12 (34.28%)	20 (57.15%)	00
7	Extent of effort required by students	02 (05.71%)	15 (42.86%)	18 (51.43%)	00
8	Overall rating	05 (14.28%)	10 (28.57%)	20 (57.15%)	00

Feedback from Analysis

Questionnaire N0.1

M.S.W.-IV Sem. 2022-23

- 1) It is clear that the above table that majority of the respondents 20 (i.e. 57.15%) are satisfactory from the course content including project work.
- 2) It is clear from the above table that majority of the respondents 19 (i.e. 54.29%) are satisfactory for extent of coverage of course in college.
- 3) It is clear from the above table that majority of the respondents 17 (i.e. 48.58%) students are satisfactory about the course applicability/ relevance to real life situation.
- 4) It is clear from the above table that majority of the respondents 19 (i.e. 54.29%) are saying that the course learning value is satisfactory.
- 5) It is clear from the above table that majority of the respondents 18 (i.e. 51.43%) are saying that the course clarity and relevance of textual reading material is satisfactory.
- 6) It is clear from the above table that majority of the respondents 20 (i.e. 57.15%) saying that the course relevance of additional source material (Library) is satisfactory.
- 7) It is clear from the above table that majority of the respondents 18 (i.e. 51.43%) are saying that the extent of the effort required by student's is satisfactory.
- 8) It is clear from the above table that majority of the respondents 20 (i.e. 57.15%) the students saying that the course overall rating is satisfactory.

Athawale College of Social Work, Station Road, Bhandara
Feedback

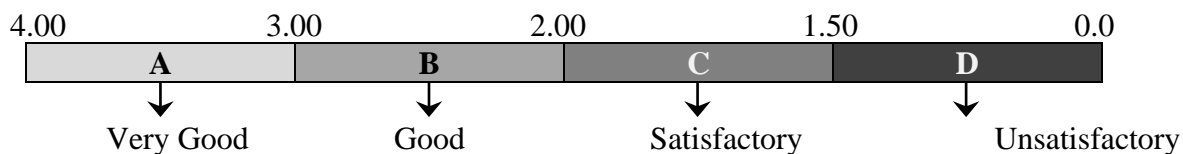
Questionnaire No. 2
M.S.W. – IV Sem. 2022-23

Department

Semester/Term/Year

:

Please rate the teacher on the following attributes using the 4-point scale shown.



Sr. No.	Parameters	A Very Good	B Good	C Satisfactory	D Unsatisfactory
1	Knowledge base of the teacher (as perceived by you)	05 (14.28%)	13 (37.14%)	17 (48.58%)	00
2	Communication Skills (in terms of articulation and comprehensibility)	03 (08.57%)	18 (51.43%)	14 (40.00%)	00
3	Sincerity/Commitment of the teacher	02 (05.72%)	12 (34.28%)	21 (60.00%)	00
4	Interest generated by the teacher	04 (11.42%)	14 (40.00%)	17 (48.58%)	00
5	Ability to integrate course material with environment/ other issues, to provide a broader perspective	03 (08.58%)	13 (37.14%)	19 (54.28%)	00
6	Ability to integrate content with other courses	05 (14.29%)	12 (34.29%)	18 (51.42%)	00
7	Accessibility of the teacher in and out of the class (includes availability of the teacher to motivate further study and discussion outside class)	04 (11.42%)	14 (40.00%)	17 (48.58%)	00
8	Ability to design quizzes/ Tests/ assignments/ examinations and projects to evaluate students understanding of the course	03 (08.57%)	12 (34.28%)	20 (57.15%)	00
9	Provision of sufficient time for feedback	02 (05.71%)	14 (40.00%)	19 (54.29%)	00
10		07 (20.00%)	11 (31.42%)	17 (48.58%)	00

	Overall rating				
--	----------------	--	--	--	--

Questionnaire No. 2

- 1) It is clear from the above table that majority of the respondents 17 (i.e. 48.58%) are saying that the knowledge base of the teacher is satisfactory.
- 2) It is clear from the above table that majority of the respondents 18 (i.e. 51.43%) are saying the communication skills is good.
- 3) It is clear from the above table that majority of the respondents 21 (i.e. 60.00%) are saying that the sincerity/ commitment of the teacher is satisfactory.
- 4) It is clear from the above table that majority of the respondents 17 (i.e. 48.58%) are saying that the interest generated by the teacher is satisfactory.
- 5) It is clear from the above table that majority of the respondents 19 (i.e. 54.28%) are saying that the ability to integrate course material with environment/ other issues to provide a broader perspective is satisfactory.
- 6) It is clear from the above table that majority of the respondents 18 (i.e. 51.42%) are saying that the ability to integrate content with other courses is satisfactory.
- 7) It is clear from the above table that majority of the respondents 17 (i.e. 48.58%) are saying that the accessibility of the teacher in and out of the class is satisfactory.
- 8) It is clear from the above table that majority of the respondents 20 (i.e. 57.15%) are saying that the ability to design quizzes/tests / assignment/ examination and project to evaluate students understanding of the course is satisfactory.
- 9) It is clear from the above table that majority of the respondents 19 (i.e. 54.29%) are saying that the provision of sufficient time for feedback is satisfactory.
- 10) It is clear from the above table that majority of the respondents 17 (i.e. 48.58%) are saying the overall rating is satisfactory.

Athawale College of Social Work, Station Road, Bhandara
Questionnaire No. 3

Answer Result M.S.W. – IV Sem. 2022-23

Student's overall Evaluation of the programme and Teaching

(To be filled only after, the course results are declared)

Department:

Course

Teacher:

Year

Que. No.	Question	Option & Respondents	Percentage
1.	The syllabus of each course was.	a) adequate - 17 b) inadequate - 05 c) challenging - 13 d) dull - 00	48.58% 14.28% 37.14% 00%
		Total : 35	100%
2.	Background for benefiting for the course was.	a) more than adequate -13 b) adequate - 18 c) inadequate - 04 d) cannot say - 00	37.15% 51.53% 11.42% 00%
		Total : 35	100%
3.	Was the course easy or difficult to understand?	a) easy - 19 b) manageable - 09 c) difficult - 07 d) very difficult - 00	54.28% 25.72% 20.00% 00%
		Total : 35	100%
4.	How much of the syllabus was covered in the class?	a) 85 to 100% - 14 b) 70 to 85% - 16 c) 55 to 70% - 05 d) less than 55% - 00	40.00% 45.72% 14.28% 00%
		Total : 35	100%
5.	What is your opinion about the library material and facilities for the course?	a) more than adequate - 12 b) adequate - 18 c) inadequate - 05 d) very poor - 00	34.29% 51.42% 14.29% 00%
		Total : 35	100%
6.	To what extent were you able to get material for the prescribed reading?	a) Easily - 21 b) with some difficulty- 18 c) not available at all - 00 d) with great difficulty- 04	60.00% 28.58% 00% 11.42%
		Total : 35	100%
7.	How well did the teacher prepare for the classes?	a) thoroughly - 12 b) satisfactorily - 17 c) poorly - 06 d) indifferently - 00	34.28% 48.58% 17.14% 00%
		Total : 35	100%
8.	How well was the teacher able to communicate?	a) always effective - 19 b) sometimes effective- 09 c) just satisfactorily - 07 d) generally ineffective- 00	54.28% 25.72% 20.00% 00%
		Total : 35	100%
9.	How far the teacher encourages student participation in class?	a) mostly yes - 22 b) sometimes - 07 c) not at all - 00 d) always - 06	62.86% 20.00% 00% 17.14%

		Total : 35	100%
10.	If yes, which of the following methods were used?	a) encouraged to raise questions - 13 b) get involved in discussion in class - 22 c) encourage discussion outside class- 00 d) did not encourage - 00	37.15% 62.85% 00% 00%
		Total : 35	100%
11.	How helpful was the teacher in advising?	a) very helpful - 18 b) sometimes helpful - 09 c) not at all helpful - 08 d) did not advise - 00	51.53% 25.72% 22.85% 00%
		Total : 35	100%
12.	The teacher's approach can best be described as	a) always courteous - 21 b) sometimes rude - 08 c) always indifferent - 06 d) cannot say - 00	60.00% 22.86% 17.14% 00%
		Total : 35	100%
13.	Internal assessment was	a) always fair - 20 b) sometimes unfair - 04 c) usually unfair - 00 d) sometimes fair - 11	57.15% 11.42% 00% 31.43%
		Total : 35	100%
14.	What effect do you think the internal assessment will have on your course grade?	a) Helps to improve - 19 b) discouraging - 03 c) no special effect - 00 d) sometimes effective - 13	54.28% 08.57% 00% 37.15%
		Total : 35	100%
15.	How often did the teacher provide feedback on your performance?	a) regularly/ in time - 12 b) with helpful comment- 16 c) often/late - 07 d) without any comments - 00	34.28% 45.72% 20.00% 00%
		Total : 35	100%
16.	Were your assignment discussed with you?	a) Yes, Fully - 22 b) Yes, partly - 08 c) not discussed at all - 00 d) sometimes discussed - 05	62.86% 22.86% 00% 14.28%
		Total : 35	100%
17.	Were you provided with a course contributory lecture too at the beginning? If yes, was: it helpful?	a) Yes - 28 b) No - 07 a) Yes - 28 b) No - 07	80.00% 20.00% 80.00% 20.00%
		Total : 35	100%
18.	If you have other comments to offer on the course and suggestions for the teacher you may do so in the space given below or on a separate sheet	00	00%

Questionnaire No. 3

- 1) It is clear from the above table that majority of the respondents 17 (i.e. 48.58%) are saying that the syllabus of each course was adequate.
- 2) It is clear from the above table that majority of the respondents there are 18 (i.e. 51.53%) are saying that the background for benefiting for the course was adequate.
- 3) It is clear from the above table that majority of the respondents 19 (i.e. 54.28%) are saying that the course was understand to easy.
- 4) It is clear from the above table that majority of the respondents 16 (i.e. 45.72%) are saying that the syllabus was covered in the class 70 to 85%.
- 5) It is clear from the above table that majority of the respondents 18 (i.e. 51.42%) are saying than the library material and facilities for the course are adequate.
- 6) It is clear from the above table that majority of the respondents 21 (i.e. 60.00%) are saying that the material for the prescribed reading with easily.
- 7) It is clear from the above table that majority of the respondents 17 (i.e. 48.58%) are saying that the teacher prepare for the classes will did satisfactorily.
- 8) It is clear from the above table that majority of the respondents 19 (i.e. 54.28%) are saying that the teacher able to communicate well was always effective.
- 9) It is clear from the above table that majority of the respondents 22 (i.e. 62.86%) are saying that the teacher encourages students participation in class mostly yes.
- 10) It is clear from the above table that majority of the respondents 22 (i.e. 62.85%) are saying that the teacher encourages students for participation in class get involved in discussion in class.
- 11) It is clear from the above table that majority of the respondents 18 (i.e. 51.53%) are saying that the teacher was very helpful in advising.
- 12) It is clear from the above table that majority of the respondents 21 (i.e. 60.00%) are saying that the teacher approach can be described as always courteous.
- 13) It is clear from the above table that majority of the respondents 20 (i.e. 57.15%) are saying that the internal assessment was always fair.
- 14) It is clear from the above table that majority of the respondents 19 (i.e. 54.28%) students saying that they think the effect of internal assessment will have on their course grade help to improve.
- 15) It is clear from the above table that majority of the respondents 12 (i.e. 34.28%) are saying that the teacher provide feedback on their performance did regularly/ in time.
- 16) It is clear from the above table that majority of the respondents 22 (i.e. 62.86%) are saying that their assignment discussed with them yes fully.

- 17) It is clear from the above table that majority of the respondents 28 (i.e. 80.00%) are saying that at the beginning them provided with a course contributory lecture and that lecture was helpful for them.

ATHAVALLE COLLEGE OF SOCIAL WORK

Station Road BHANDARA- 441904 (M.S.) Phone:(07184)254511

**(Recognized by Govt. of Maharashtra & Affiliated to R.T.M. Nagpur University,
Approved by U.G.C. Section 2F, New Delhi, NAAC Accredited Grade 'A')**

Ref.No.: ACSW/B/

Dt. :

Action Taken Feedback Report

Session : 2022-2023

The principal of Athawale College of Social Work, Bhandara, read the feedback report and has take the action on the teacher staff. The principal organize the all teaching staff meeting, in meeting first criteria feedback the majority of the students' only 65 to 70% given the response on knowledge base on teacher is good and satisfactory, on the analysis the principal warn to teacher they improve their knowledge. Only 58 to 65% students' saying that the communication skill of the teacher is good and satisfactory; so the principal take the action on the teacher and warn them improve their communication skill. 65 to 70% students saying that the Sincerity/Commitment of the teacher on the analysis the principal warn to teacher they improve their Sincerity/Commitment with students. 75 to 80% students saying that the interest generated by the teacher in teaching is good and satisfactory; so the principal told the teacher to create the new teaching method and create the interest to teach the students' in the class room.

72to 77% student's saying that the ability to integrate course material with environment/ other issues to provide a border perspective is good and satisfactory. So the principal advise to the teacher staff to increase the ability to integrate course material with environment/other issues to provide a border perspective. 70 to 75% students are saying that the ability to integrate content with other courses; So the principal warn to increase the ability to integrate course material. 60 to 65 % student's saying the accessibility of the teacher in and out of the class is satisfactory and good. The principal inactive to all teacher to increase the accessibility of the teacher in and out of the class. 75 to 80% students saying that incentive to increase and use the many methods create the ability to design quizzes/assignment/examination and project to evaluate student's understanding of the course. 65 to 70% student's saying that the provision of sufficient time for feedback is good and satisfactory, The principal advise to all teacher staff to give the long and sufficient time for feedback. 68 to 73% student's saying that the overall rating is good and satisfactory. The principal advise to all teacher staff to try better for the student's educational future.

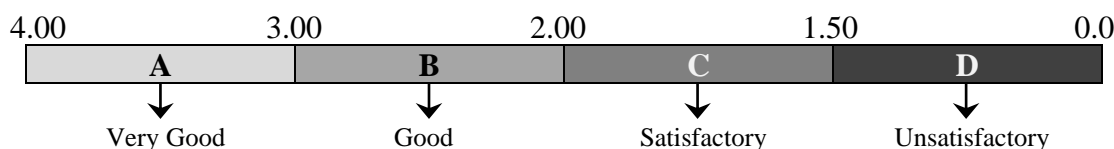
Athawale College of Social Work, Station Road, Bhandara
Feedback from Students
Questionnaire No. 1
B.S.W. – II Sem. 2022-23

Programme:

Semester/Term/Year

Department:

Students are required to rate the courses in the following attributes using the 4-point scale shown. The format given is for one course. Do the same for other courses on separate page.



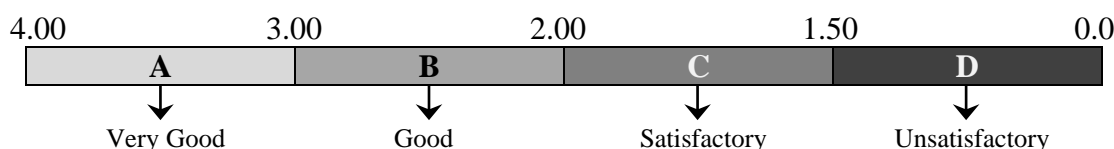
Sr. No.	Parameters	A Very Good	B Good	C Satisfactory	D Unsatisfactory
1	Depth of the Course content including project work if any	03 (10.00%)	07 (23.33%)	20 (66.66%)	00
2	Extent of coverage of course	02 (06.66%)	15 (50.00%)	13 (43.33%)	00
3	Applicability/ relevance to real life situations	02 (06.66%)	12 (40.00%)	16 (53.33%)	00
4	Learning value (in terms of knowledge, concepts, manual, skills, analytical abilities and broadening perspectives)	03 (10.00%)	13 (43.33%)	14 (46.66%)	00
5	Clarity and relevance of textual reading material	02 (06.66%)	15 (50.00%)	13 (43.33%)	00
6	Relevance of additional source material (Library)	04 (13.33%)	11 (36.66%)	15 (50.00%)	00
7	Extent of effort required by students	03 (10.00%)	15 (50.00%)	12 (40.00%)	00
8	Overall rating	05 (16.66%)	09 (30.00%)	16 (53.33%)	00

Athawale College of Social Work, Station Road, Bhandara
Feedback
Questionnaire No. 2
B.S.W. – II Sem. 2022-23

Department
:

Semester/Term/Year

Please rate the teacher on the following attributes using the 4-point scale shown.



Sr. No.	Parameters	A Very Good	B Good	C Satisfactory	D Unsatisfactory
1	Knowledge base of the teacher (as perceived by you)	05 (16.66%)	07 (23.33%)	18 (60.00%)	00
2	Communication Skills (in terms of articulation and comprehensibility)	03 (10.00%)	15 (50.00%)	12 (40.00%)	00
3	Sincerity/Commitment of the teacher	02 (06.66%)	17 (56.66%)	11 (36.66%)	00
4	Interest generated by the teacher	04 (13.33%)	16 (53.33%)	10 (33.33%)	00
5	Ability to integrate course material with environment/ other issues, to provide a broader perspective	03 (10.00%)	17 (56.66%)	10 (33.33%)	00
6	Ability to integrate content with other courses	02 (06.66%)	14 (46.66%)	14 (46.66%)	00
7	Accessibility of the teacher in and out of the class (includes availability of the teacher to motivate further study and discussion outside class)	02 (06.66%)	13 (43.33%)	15 (50.00%)	00
8	Ability to design quizzes/ Tests/ assignments/ examinations and projects to evaluate students understanding of the course	05 (16.66%)	14 (46.66%)	11 (36.66%)	00
9	Provision of sufficient time for feedback	03 (10.00%)	12 (40.00%)	15 (50.00%)	00
10	Overall rating	05 (16.66%)	10 (33.33%)	15 (50.00%)	00

Athawale College of Social Work, Station Road, Bhandara
Questionnaire No. 3

Student's overall Evaluation of the programme and Teaching

(To be filled only after, the course results are declared)

Department:

Course

Teacher:

Year

Your responses will be seen only after your course results have been finalized and recorded.

The information will be used only for the improvement of the course and teaching in future.

You need disclose your name if you do not wish to

You may tick more than one answer to a question to the extent that they do not contradict each other.

1. The syllabus of each course was.
a) adequate b) inadequate c) challenging d) dull
2. Background for benefiting for the course was.
a) more than adequate b) adequate c) inadequate d) cannot say
3. Was the course easy or difficult to understand?
a) easy b) manageable c) difficult d) very difficult
4. How much of the syllabus was covered in the class?
a) 85 to 100% b) 70 to 85% c) 55 to 70% d) less than 55%
5. What is your opinion about the library material and facilities for the course?
a) more than adequate b) adequate c) inadequate d) very poor
6. To what extent were you able to get material for the prescribed reading?
a) Easily b) with some difficulty c) not available at all d) with great difficulty
7. How well did the teacher prepare for the classes?
a) thoroughly b) satisfactorily c) poorly d) indifferently
8. How well was the teacher able to communicate?
a) always effective b) sometimes effective c) just satisfactorily d) generally ineffective
9. How far the teacher encourages student participation in class?
a) mostly yes b) sometimes c) not at all d) always
10. If yes, which of the following methods were used?
a) encouraged to raise questions b) get involved in discussion in class
c) encourage discussion outside class d) did not encourage
11. How helpful was the teacher in advising?
a) very helpful b) sometimes helpful c) not at all helpful d) did not advise
12. The teacher's approach can best be described as
a) always courteous b) sometimes rude c) always indifferent d) cannot say
13. Internal assessment was
a) always fair b) sometimes unfair c) usually unfair d) sometimes fair

14. What effect do you think the internal assessment will have on your course grade?
a) Helps to improve b) discouraging c) no special effect d) sometimes effective
15. How often did the teacher provide feedback on your performance?
a) regularly/ in time b) with helpful comment c) often/late d) without any comments
16. Were your assignment discussed with you?
a) Yes, Fully b) Yes, partly c) not discussed at all d) sometimes discussed
17. Were you provided with a course contributory lecture too at the beginning?
a) Yes b) No
- If yes, was: it helpful?
a) Yes b) No
18. If you have other comments to offer on the course and suggestions for the teacher you may do so in the space given below or on a separate sheet.

Athawale College of Social Work, Station Road, Bhandara
Questionnaire No. 3

Answer Result B.S.W. – II Sem. 2022-23

Student's overall Evaluation of the programme and Teaching

(To be filled only after, the course results are declared)

Department:

Course

Teacher:

Year

Que. No.	Question	Option & Respondents	Percentage
1.	The syllabus of each course was.	a) adequate - 17 b) inadequate - 04 c) challenging - 09 d) dull - 00	56.67% 13.33% 30.00% 00%
		Total : 30	100%
2.	Background for benefiting for the course was.	a) More than adequate - 12 b) adequate - 14 c) inadequate - 04 d) cannot say - 00	40.00% 46.67% 13.33% 00%
		Total : 30	100%
3.	Was the course easy or difficult to understand?	a) easy - 11 b) manageable - 12 c) difficult - 04 d) very difficult - 03	36.67% 40.00% 13.33% 10.00%
		Total : 30	100%
4.	How much of the syllabus was covered in the class?	a) 85 to 100% - 09 b) 70 to 85% - 14 c) 55 to 70% - 07 d) less than 55% - 00	30.00% 46.67% 23.33% 00%
		Total : 30	100%
5.	What is your opinion about the library material and facilities for the course?	a) more than adequate - 08 b) adequate - 14 c) inadequate - 04 d) very poor - 04	26.67% 46.67% 13.33% 13.33%
		Total : 30	100%
6.	To what extent were you able to get material for the prescribed reading?	a) Easily - 17 b) with some difficulty - 08 c) not available at all - 00 d) with great difficulty - 05	56.67% 26.67% 00% 16.66%
		Total : 30	100%
7.	How well did the teacher prepare for the classes?	a) thoroughly - 07 b) satisfactorily - 18 c) poorly - 05 d) indifferently - 00	23.33% 60.00% 16.67% 00%
		Total : 30	100%
8.	How well was the teacher able to communicate?	a) always effective - 17 b) sometimes effective - 08 c) just satisfactorily - 03 d) generally ineffective - 02	56.67% 26.67% 10.00% 06.66%
		Total : 30	100%
9.	How far the teacher encourages student participation in class?	a) mostly yes - 16 b) sometimes - 07 c) not at all - 02 d) always - 05	53.33% 23.33% 06.67% 16.67%
		Total : 30	100%

10.	If yes, which of the following methods were used?	a) encouraged to raise questions - 14 b) get involved in discussion in class - 11 c) encourage discussion outside class - 05 d) did not encourage - 00	46.67% 36.67% 16.66% 00%
		Total : 30	100%
11.	How helpful was the teacher in advising?	a) very helpful - 18 b) sometimes helpful - 09 c) not at all helpful - 03 d) did not advise - 00	60.00% 30.00% 10.00% 00%
		Total : 30	100%
12.	The teacher's approach can best be described as	a) always courteous - 20 b) sometimes rude - 06 c) always indifferent - 04 d) cannot say - 00	66.67% 20.00% 13.33% 00%
		Total : 30	100%
13.	Internal assessment was	a) always fair - 17 b) sometimes unfair - 05 c) usually unfair - 00 d) sometimes fair - 08	56.67% 16.66% 00% 26.67%
		Total : 30	100%
14.	What effect do you think the internal assessment will have on your course grade?	a) Helps to improve - 20 b) discouraging - 00 c) no special effect - 03 d) sometimes effective - 07	66.67% 00% 10.00% 23.33%
		Total : 30	100%
15.	How often did the teacher provide feedback on your performance?	a) regularly/ in time - 18 b) with helpful comment- 06 c) often/late - 02 d) without any comments - 04	60.00% 20.00% 06.67% 13.33%
		Total : 30	100%
16.	Were your assignment discussed with you?	a) Yes, Fully - 14 b) Yes, partly - 09 c) not discussed at all - 04 d) sometimes discussed -03	46.67% 30.00% 13.33% 10.00%
		Total : 30	100%
17.	Were you provided with a course contributory lecture too at the beginning? If yes, was: it helpful?	a) Yes - 24 b) No - 06 a) Yes - 24 b) No - 06	80.00% 20.00% 80.00% 20.00%
		Total : 30	100%
18.	If you have other comments to offer on the course and suggestions for the teacher you may do so in the space given below or on a separate sheet	00	00%

Athawale College of Social Work, Station Road, Bhandara
Feedback from Students
Questionnaire No. 1

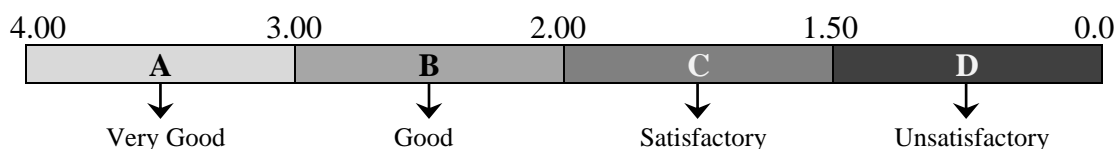
B.S.W. – IV Sem. 2022-23

Programme:

Semester/Term/Year

Department:

Students are required to rate the courses in the following attributes using the 4-point scale shown. The format given is for one course. Do the same for other courses on separate page.



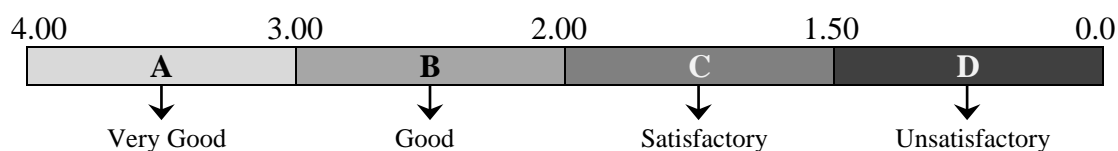
Sr. No.	Parameters	A Very Good	B Good	C Satisfactory	D Unsatisfactory
1	Depth of the Course content including project work if any	02 (07.14%)	13 (46.46%)	13 (46.46%)	00
2	Extent of coverage of course	04 (14.28%)	09 (32.14%)	15 (53.58%)	00
3	Applicability/ relevance to real life situations	02 (07.14%)	12 (42.86%)	14 (50.00%)	00
4	Learning value (in terms of knowledge, concepts, manual, skills, analytical abilities and broadening perspectives)	03 (10.71%)	09 (32.14%)	16 (57.15%)	00
5	Clarity and relevance of textual reading material	04 (14.28%)	11 (39.29%)	13 (46.43%)	00
6	Relevance of additional source material (Library)	03 (10.71%)	10 (35.72%)	15 (53.57%)	00
7	Extent of effort required by students	02 (07.14%)	12 (42.86%)	14 (50.00%)	00
8	Overall rating	05 (17.85%)	08 (28.58%)	15 (53.57%)	00

Athawale College of Social Work, Station Road, Bhandara
Feedback
Questionnaire No. 2
B.S.W. – IV Sem. 2022-23

Department
:

Semester/Term/Year

Please rate the teacher on the following attributes using the 4-point scale shown.



Sr. No.	Parameters	A Very Good	B Good	C Satisfactory	D Unsatisfactory
1	Knowledge base of the teacher (as perceived by you)	03 (10.71%)	09 (32.14%)	16 (57.15%)	00
2	Communication Skills (in terms of articulation and comprehensibility)	04 (14.28%)	11 (39.28%)	13 (46.44%)	00
3	Sincerity/Commitment of the teacher	02 (07.14%)	10 (35.71%)	16 (57.15%)	00
4	Interest generated by the teacher	05 (17.85%)	08 (28.57%)	15 (53.58%)	00
5	Ability to integrate course material with environment/ other issues, to provide a broader perspective	03 (10.71%)	09 (32.14%)	16 (57.15%)	00
6	Ability to integrate content with other courses	02 (07.14%)	10 (35.71%)	16 (57.15%)	00
7	Accessibility of the teacher in and out of the class (includes availability of the teacher to motivate further study and discussion outside class)	03 (10.71%)	12 (42.86%)	13 (46.43%)	00
8	Ability to design quizzes/ Tests/ assignments/ examinations and projects to evaluate students understanding of the course	04 (14.28%)	08 (28.57%)	16 (57.15%)	00
9	Provision of sufficient time for feedback	03 (10.71%)	10 (35.72%)	15 (53.57%)	00
10	Overall rating	06 (21.42%)	08 (28.58%)	14 (50.00%)	00

Athawale College of Social Work, Station Road, Bhandara
Questionnaire No. 3

Student's overall Evaluation of the programme and Teaching

(To be filled only after, the course results are declared)

Department:

Course

Teacher:

Year

Your responses will be seen only after your course results have been finalized and recorded.

The information will be used only for the improvement of the course and teaching in future.

You need disclose your name if you do not wish to

You may tick more than one answer to a question to the extent that they do not contradict each other.

1. The syllabus of each course was.
a) adequate b) inadequate c) challenging d) dull
2. Background for benefiting for the course was.
a) more than adequate b) adequate c) inadequate d) cannot say
3. Was the course easy or difficult to understand?
a) easy b) manageable c) difficult d) very difficult
4. How much of the syllabus was covered in the class?
a) 85 to 100% b) 70 to 85% c) 55 to 70% d) less than 55%
5. What is your opinion about the library material and facilities for the course?
a) more than adequate b) adequate c) inadequate d) very poor
6. To what extent were you able to get material for the prescribed reading?
a) Easily b) with some difficulty c) not available at all d) with great difficulty
7. How well did the teacher prepare for the classes?
a) thoroughly b) satisfactorily c) poorly d) indifferently
8. How well was the teacher able to communicate?
a) always effective b) sometimes effective c) just satisfactorily d) generally ineffective
9. How far the teacher encourages student participation in class?
a) mostly yes b) sometimes c) not at all d) always
10. If yes, which of the following methods were used?
a) encouraged to raise questions b) get involved in discussion in class
c) encourage discussion outside class d) did not encourage
11. How helpful was the teacher in advising?
a) very helpful b) sometimes helpful c) not at all helpful d) did not advise
12. The teacher's approach can best be described as
a) always courteous b) sometimes rude c) always indifferent d) cannot say
13. Internal assessment was
a) always fair b) sometimes unfair c) usually unfair d) sometimes fair

14. What effect do you think the internal assessment will have on your course grade?
a) Helps to improve b) discouraging c) no special effect d) sometimes effective
15. How often did the teacher provide feedback on your performance?
a) regularly/ in time b) with helpful comment c) often/late d) without any comments
16. Were your assignment discussed with you?
a) Yes, Fully b) Yes, partly c) not discussed at all d) sometimes discussed
17. Were you provided with a course contributory lecture too at the beginning?
a) Yes b) No
- If yes, was: it helpful?
a) Yes b) No
18. If you have other comments to offer on the course and suggestions for the teacher you may do so in the space given below or on a separate sheet.

Athawale College of Social Work, Station Road, Bhandara
Questionnaire No. 3

Answer Result B.S.W. – IV Sem. 2022-23

Student's overall Evaluation of the programme and Teaching

(To be filled only after, the course results are declared)

Department:

Course

Teacher:

Year

Que. No.	Question	Option & Respondents	Percentage
1.	The syllabus of each course was.	a) adequate - 12 b) inadequate - 03 c) challenging - 13 d) dull - 00	42.87% 10.71% 46.42% 00%
		Total : 28	100%
2.	Background for benefiting for the course was.	a) More than adequate - 14 b) adequate - 10 c) inadequate - 04 d) can not say - 00	50.00% 35.72% 14.28% 00%
		Total : 28	100%
3.	Was the course easy or difficult to understand?	a) easy - 15 b) manageable - 10 c) difficult - 03 d) very difficult - 00	53.58% 35.71% 10.71% 00%
		Total : 28	100%
4.	How much of the syllabus was covered in the class?	a) 85 to 100% - 12 b) 70 to 85% - 13 c) 55 to 70% - 03 d) less than 55% - 00	42.86% 46.43% 10.71% 00%
		Total : 28	100%
5.	What is your opinion about the library material and facilities for the course?	a) more than adequate - 15 b) adequate - 11 c) inadequate - 02 d) very poor - 00	53.58% 39.28% 07.14% 00%
		Total : 28	100%
6.	To what extent were you able to get material for the prescribed reading?	a) Easily - 17 b) with some difficulty - 11 c) not available at all - 00 d) with great difficulty - 00	60.72% 39.28% 00% 00%
		Total : 28	100%
7.	How well did the teacher prepare for the classes?	a) thoroughly - 09 b) satisfactorily - 16 c) poorly - 03 d) indifferently - 00	32.14% 57.15% 10.71% 00%
		Total : 28	100%
8.	How well was the teacher able to communicate?	a) always effective - 14 b) sometimes effective - 10 c) just satisfactorily - 04 d) generally ineffective - 00	50.00% 35.72% 14.28% 00%
		Total : 28	100%
9.	How far the teacher encourages student participation in class?	a) mostly yes - 18 b) sometimes - 06 c) not at all - 04 d) always - 00	64.29% 21.42% 14.29% 00%
		Total : 28	100%

10.	If yes, which of the following methods were used?	a) encouraged to raise questions - 12 b) get involved in discussion in class - 16 c) encourage discussion outside class - 00 d) did not encourage - 00	42.85% 57.15% 00% 00%
		Total : 28	100%
11.	How helpful was the teacher in advising?	a) very helpful - 13 b) sometimes helpful - 10 c) not at all helpful - 05 d) did not advise - 00	46.43% 35.72% 17.85% 00%
		Total : 28	100%
12.	The teacher's approach can best be described as	a) always courteous - 15 b) sometimes rude - 09 c) always indifferent - 04 d) cannot say - 00	53.58% 32.14% 14.28% 00%
		Total : 28	100%
13.	Internal assessment was	a) always fair - 12 b) sometimes unfair - 10 c) usually unfair - 00 d) sometimes fair - 06	42.86% 35.72% 00% 21.42%
		Total : 28	100%
14.	What effect do you think the internal assessment will have on your course grade?	a) Helps to improve - 13 b) discouraging - 07 c) no special effect - 00 d) sometimes effective - 08	46.43% 25.00% 00% 28.57%
		Total : 28	100%
15.	How often did the teacher provide feedback on your performance?	a) regularly/ in time - 16 b) with helpful comment- 10 c) often/late - 00 d) without any comments - 02	57.15% 35.71% 00% 07.14%
		Total : 28	100%
16.	Were your assignment discussed with you?	a) Yes, Fully - 15 b) Yes, partly - 09 c) not discussed at all - 02 d) sometimes discussed -02	53.58% 32.14% 07.14% 07.14%
		Total : 28	100%
17.	Were you provided with a course contributory lecture too at the beginning? If yes, was: it helpful?	a) Yes - 21 b) No - 07 a) Yes - 21 b) No - 07	75.00% 25.00% 75.00% 25.00%
		Total : 28	100%
18.	If you have other comments to offer on the course and suggestions for the teacher you may do so in the space given below or on a separate sheet	00	00%

Athawale College of Social Work, Station Road, Bhandara
Feedback from Students
Questionnaire No. 1

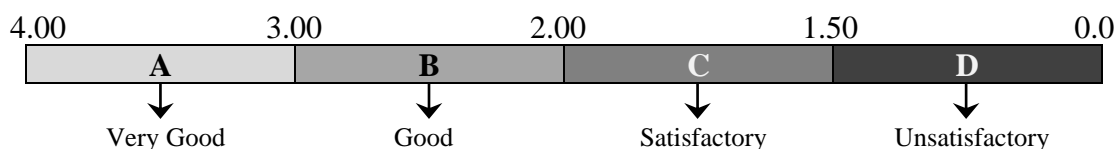
B.S.W. – VI Sem. 2022-23

Programme:

Semester/Term/Year

Department:

Students are required to rate the courses in the following attributes using the 4-point scale shown. The format given is for one course. Do the same for other courses on separate page.



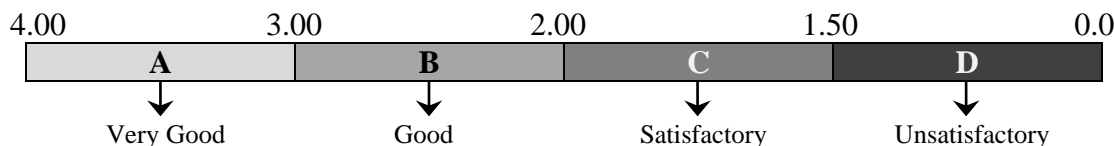
Sr. No.	Parameters	A Very Good	B Good	C Satisfactory	D Unsatisfactory
1	Depth of the Course content including project work if any	02 (08.00%)	08 (32.00%)	15 (60.00%)	00
2	Extent of coverage of course	04 (16.00%)	10 (40.00%)	11 (44.00%)	00
3	Applicability/ relevance to real life situations	03 (12.00%)	07 (28.00%)	15 (60.00%)	00
4	Learning value (in terms of knowledge, concepts, manual, skills, analytical abilities and broadening perspectives)	02 (08.00%)	09 (36.00%)	14 (56.00%)	00
5	Clarity and relevance of textual reading material	03 (12.00%)	06 (24.00%)	16 (64.00%)	00
6	Relevance of additional source material (Library)	04 (16.00%)	12 (48.00%)	09 (36.00%)	00
7	Extent of effort required by students	02 (08.00%)	13 (52.00%)	10 (40.00%)	00
8	Overall rating	05 (20.00%)	09 (36.00%)	11 (44.00%)	00

Athawale College of Social Work, Station Road, Bhandara
Feedback
Questionnaire No. 2
B.S.W. – VI Sem. 2022-23

Department:

Semester/Term/Year

Please rate the teacher on the following attributes using the 4-point scale shown.



Sr. No.	Parameters	A Very Good	B Good	C Satisfactory	D Unsatisfactory
1	Knowledge base of the teacher (as perceived by you)	03 (12.00%)	12 (48.00%)	10 (40.00%)	00
2	Communication Skills (in terms of articulation and comprehensibility)	02 (08.00%)	08 (32.00%)	15 (60.00%)	00
3	Sincerity/Commitment of the teacher	04 (16.00%)	10 (40.00%)	11 (44.00%)	00
4	Interest generated by the teacher	03 (12.00%)	14 (56.00%)	08 (32.00%)	00
5	Ability to integrate course material with environment/ other issues, to provide a broader perspective	02 (08.00%)	09 (36.00%)	14 (56.00%)	00
6	Ability to integrate content with other courses	03 (12.00%)	07 (28.00%)	15 (60.00%)	00
7	Accessibility of the teacher in and out of the class (includes availability of the teacher to motivate further study and discussion outside class)	04 (16.00%)	09 (36.00%)	12 (48.00%)	00
8	Ability to design quizzes/ Tests/ assignments/ examinations and projects to evaluate students understanding of the course	02 (08.00%)	06 (24.00%)	17 (68.00%)	00
9	Provision of sufficient time for feedback	03 (12.00%)	08 (32.00%)	14 (56.00%)	00
10	Overall rating	05 (20.00%)	07 (28.00%)	13 (52.00%)	00

Athawale College of Social Work, Station Road, Bhandara
Questionnaire No. 3

Student's overall Evaluation of the programme and Teaching

(To be filled only after, the course results are declared)

Department:

Course

Teacher:

Year

Your responses will be seen only after your course results have been finalized and recorded.

The information will be used only for the improvement of the course and teaching in future.

You need disclose your name if you do not wish to

You may tick more than one answer to a question to the extent that they do not contradict each other.

1. The syllabus of each course was.
a) adequate b) inadequate c) challenging d) dull
2. Background for benefiting for the course was.
a) more than adequate b) adequate c) inadequate d) cannot say
3. Was the course easy or difficult to understand?
a) easy b) manageable c) difficult d) very difficult
4. How much of the syllabus was covered in the class?
a) 85 to 100% b) 70 to 85% c) 55 to 70% d) less than 55%
5. What is your opinion about the library material and facilities for the course?
a) more than adequate b) adequate c) inadequate d) very poor
6. To what extent were you able to get material for the prescribed reading?
a) Easily b) with some difficulty c) not available at all d) with great difficulty
7. How well did the teacher prepare for the classes?
a) thoroughly b) satisfactorily c) poorly d) indifferently
8. How well was the teacher able to communicate?
a) always effective b) sometimes effective c) just satisfactorily d) generally ineffective
9. How far the teacher encourages student participation in class?
a) mostly yes b) sometimes c) not at all d) always
10. If yes, which of the following methods were used?
a) encouraged to raise questions b) get involved in discussion in class
c) encourage discussion outside class d) did not encourage
11. How helpful was the teacher in advising?
a) very helpful b) sometimes helpful c) not at all helpful d) did not advise
12. The teacher's approach can best be described as
a) always courteous b) sometimes rude c) always indifferent d) cannot say
13. Internal assessment was
a) always fair b) sometimes unfair c) usually unfair d) sometimes fair

14. What effect do you think the internal assessment will have on your course grade?
a) Helps to improve b) discouraging c) no special effect d) sometimes effective
15. How often did the teacher provide feedback on your performance?
a) regularly/ in time b) with helpful comment c) often/late d) without any comments
16. Were your assignment discussed with you?
a) Yes, Fully b) Yes, partly c) not discussed at all d) sometimes discussed
17. Were you provided with a course contributory lecture too at the beginning?
a) Yes b) No
- If yes, was: it helpful?
a) Yes b) No
18. If you have other comments to offer on the course and suggestions for the teacher you may do so in the space given below or on a separate sheet.

Athawale College of Social Work, Station Road, Bhandara
Questionnaire No. 3

Answer Result B.S.W. – VI Sem. 2022-23

Student's overall Evaluation of the programme and Teaching

(To be filled only after, the course results are declared)

Department:

Course

Teacher:

Year

Que. No.	Question	Option & Respondents	Percentage
1.	The syllabus of each course was.	a) adequate - 15 b) inadequate - 03 c) challenging - 07 d) dull - 00	60.00% 12.00% 28.00% 00%
		Total : 25	100%
2.	Background for benefiting for the course was.	a) More than adequate - 10 b) adequate - 13 c) inadequate - 02 d) can not say - 00	40.00% 52.00% 08.00% 00%
		Total : 25	100%
3.	Was the course easy or difficult to understand?	a) easy - 11 b) manageable - 12 c) difficult - 02 d) very difficult - 00	44.00% 48.00% 08.00% 00%
		Total : 25	100%
4.	How much of the syllabus was covered in the class?	a) 85 to 100% - 12 b) 70 to 85% - 10 c) 55 to 70% - 13 d) less than 55% - 00	48.00% 40.00% 12.00% 00%
		Total : 25	100%
5.	What is your opinion about the library material and facilities for the course?	a) more than adequate - 09 b) adequate - 12 c) inadequate - 04 d) very poor - 00	36.00% 48.00% 16.00% 00%
		Total : 25	100%
6.	To what extent were you able to get material for the prescribed reading?	a) Easily - 14 b) with some difficulty - 08 c) not available at all - 00 d) with great difficulty - 03	56.00% 32.00% 00% 12.00%
		Total : 25	100%
7.	How well did the teacher prepare for the classes?	a) thoroughly - 13 b) satisfactorily - 09 c) poorly - 03 d) indifferently - 00	52.00% 36.00% 12.00% 00%
		Total : 25	100%
8.	How well was the teacher able to communicate?	a) always effective - 12 b) sometimes effective - 13 c) just satisfactorily - 00 d) generally ineffective - 00	48.00% 52.00% 00% 00%
		Total : 25	100%
9.	How far the teacher encourages student participation in class?	a) mostly yes - 08 b) sometimes - 04 c) not at all - 00 d) always - 13	32.00% 16.00% 00% 52.00%
		Total : 25	100%

10.	If yes, which of the following methods were used?	a) encouraged to raise questions - 14 b) get involved in discussion in class - 11 c) encourage discussion outside class - 00 d) did not encourage - 00	56.00% 44.00% 00% 00%
		Total : 25	100%
11.	How helpful was the teacher in advising?	a) very helpful - 11 b) sometimes helpful - 12 c) not at all helpful - 02 d) did not advise - 00	44.00% 48.00% 08.00% 00%
		Total : 25	100%
12.	The teacher's approach can best be described as	a) always courteous - 08 b) sometimes rude - 05 c) always indifferent - 12 d) cannot say - 00	32.00% 20.00% 48.00% 00%
		Total : 25	100%
13.	Internal assessment was	a) always fair - 15 b) sometimes unfair - 03 c) usually unfair - 00 d) sometimes fair - 07	60.00% 12.00% 00% 28.00%
		Total : 25	100%
14.	What effect do you think the internal assessment will have on your course grade?	a) Helps to improve - 14 b) discouraging - 03 c) no special effect - 00 d) sometimes effective - 08	56.00% 12.00% 00% 32.00%
		Total : 25	100%
15.	How often did the teacher provide feedback on your performance?	a) regularly/ in time - 16 b) with helpful comment- 09 c) often/late - 00 d) without any comments - 00	64.00% 36.00% 00% 00%
		Total : 25	100%
16.	Were your assignment discussed with you?	a) Yes, Fully - 15 b) Yes, partly - 06 c) not discussed at all - 04 d) sometimes discussed - 00	60.00% 24.00% 16.00% 00%
		Total : 25	100%
17.	Were you provided with a course contributory lecture too at the beginning?	a) Yes - 19 b) No - 06	76.00% 24.00%
	If yes, was: it helpful?	a) Yes - 19 b) No - 06	76.00% 24.00%
		Total : 25	100%
18.	If you have other comments to offer on the course and suggestions for the teacher you may do so in the space given below or on a separate sheet	00	00%

Athawale College of Social Work, Station Road, Bhandara
Feedback from Students
Questionnaire No. 1

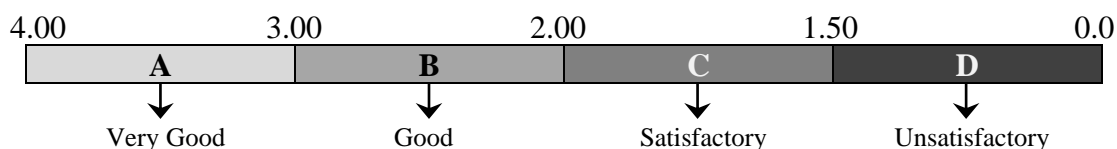
M.S.W. – II Sem. 2022-23

Programme:

Semester/Term/Year

Department:

Students are required to rate the courses in the following attributes using the 4-point scale shown. The format given is for one course. Do the same for other courses on separate page.



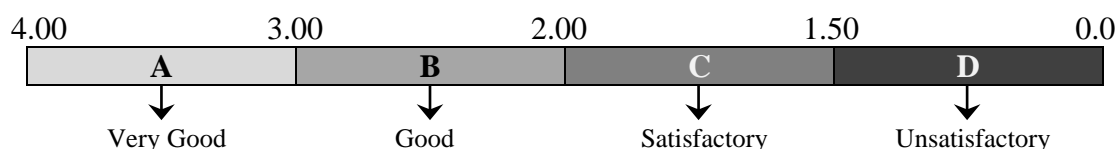
Sr. No.	Parameters	A Very Good	B Good	C Satisfactory	D Unsatisfactory
1	Depth of the Course content including project work if any	04 (12.50%)	08 (25.00%)	20 (62.50%)	00
2	Extent of coverage of course	03 (09.37%)	10 (31.25%)	19 (59.37%)	00
3	Applicability/ relevance to real life situations	02 (06.25%)	12 (37.50%)	18 (56.25%)	00
4	Learning value (in terms of knowledge, concepts, manual, skills, analytical abilities and broadening perspectives)	03 (09.37%)	09 (28.12%)	20 (62.50%)	00
5	Clarity and relevance of textual reading material	04 (12.25%)	11 (34.37%)	17 (53.12%)	00
6	Relevance of additional source material (Library)	02 (06.25%)	16 (50.00%)	14 (43.75%)	00
7	Extent of effort required by students	03 (09.37%)	10 (31.25%)	19 (59.37%)	00
8	Overall rating	06 (18.75%)	08 (25.00%)	18 (56.25%)	00

Athawale College of Social Work, Station Road, Bhandara
Feedback
Questionnaire No. 2
M.S.W. – II Sem. 2022-23

Department
:

Semester/Term/Year

Please rate the teacher on the following attributes using the 4-point scale shown.



Sr. No.	Parameters	A Very Good	B Good	C Satisfactory	D Unsatisfactory
1	Knowledge base of the teacher (as perceived by you)	03 (09.37%)	09 (28.12%)	20 (62.50%)	00
2	Communication Skills (in terms of articulation and comprehensibility)	01 (03.12%)	10 (31.25%)	21 (62.62%)	00
3	Sincerity/Commitment of the teacher	02 (06.25%)	14 (43.75%)	16 (50.00%)	00
4	Interest generated by the teacher	04 (12.50%)	17 (53.12%)	11 (34.37%)	00
5	Ability to integrate course material with environment/ other issues, to provide a broader perspective	02 (06.25%)	08 (25.00%)	22 (68.75%)	00
6	Ability to integrate content with other courses	03 (09.37%)	12 (37.50%)	17 (53.12%)	00
7	Accessibility of the teacher in and out of the class (includes availability of the teacher to motivate further study and discussion outside class)	02 (06.25%)	11 (34.37%)	19 (59.37%)	00
8	Ability to design quizzes/ Tests/ assignments/ examinations and projects to evaluate students understanding of the course	04 (12.50%)	12 (37.50%)	16 (50.00%)	00
9	Provision of sufficient time for feedback	02 (06.25%)	13 (40.62%)	17 (53.12%)	00
10	Overall rating	07 (21.87%)	09 (28.12%)	16 (50.00%)	00

Athawale College of Social Work, Station Road, Bhandara
Questionnaire No. 3

Student's overall Evaluation of the programme and Teaching

(To be filled only after, the course results are declared)

Department:

Course

Teacher:

Year

Your responses will be seen only after your course results have been finalized and recorded.

The information will be used only for the improvement of the course and teaching in future.

You need disclose your name if you do not wish to

You may tick more than one answer to a question to the extent that they do not contradict each other.

1. The syllabus of each course was.
a) adequate b) inadequate c) challenging d) dull
2. Background for benefiting for the course was.
a) more than adequate b) adequate c) inadequate d) cannot say
3. Was the course easy or difficult to understand?
a) easy b) manageable c) difficult d) very difficult
4. How much of the syllabus was covered in the class?
a) 85 to 100% b) 70 to 85% c) 55 to 70% d) less than 55%
5. What is your opinion about the library material and facilities for the course?
a) more than adequate b) adequate c) inadequate d) very poor
6. To what extent were you able to get material for the prescribed reading?
a) Easily b) with some difficulty c) not available at all d) with great difficulty
7. How well did the teacher prepare for the classes?
a) thoroughly b) satisfactorily c) poorly d) indifferently
8. How well was the teacher able to communicate?
a) always effective b) sometimes effective c) just satisfactorily d) generally ineffective
9. How far the teacher encourages student participation in class?
a) mostly yes b) sometimes c) not at all d) always
10. If yes, which of the following methods were used?
a) encouraged to raise questions b) get involved in discussion in class
c) encourage discussion outside class d) did not encourage
11. How helpful was the teacher in advising?
a) very helpful b) sometimes helpful c) not at all helpful d) did not advise
12. The teacher's approach can best be described as
a) always courteous b) sometimes rude c) always indifferent d) cannot say
13. Internal assessment was
a) always fair b) sometimes unfair c) usually unfair d) sometimes fair

14. What effect do you think the internal assessment will have on your course grade?
a) Helps to improve b) discouraging c) no special effect d) sometimes effective
15. How often did the teacher provide feedback on your performance?
a) regularly/ in time b) with helpful comment c) often/late d) without any comments
16. Were your assignment discussed with you?
a) Yes, Fully b) Yes, partly c) not discussed at all d) sometimes discussed
17. Were you provided with a course contributory lecture too at the beginning?
a) Yes b) No
- If yes, was: it helpful?
a) Yes b) No
18. If you have other comments to offer on the course and suggestions for the teacher you may do so in the space given below or on a separate sheet.

Athawale College of Social Work, Station Road, Bhandara
Questionnaire No. 3

Answer Result M.S.W. – II Sem. 2022-23

Student's overall Evaluation of the programme and Teaching

(To be filled only after, the course results are declared)

Department:

Course

Teacher:

Year

Que. No.	Question	Option & Respondents	Percentage
1.	The syllabus of each course was.	a) adequate - 17 b) inadequate - 04 c) challenging - 11 d) dull - 00	53.12% 12.50% 34.38% 00%
		Total : 32	100%
2.	Background for benefiting for the course was.	a) more than adequate -12 b) adequate - 17 c) inadequate - 03 d) cannot say - 00	37.50% 53.12% 09.38% 00%
		Total : 32	100%
3.	Was the course easy or difficult to understand?	a) easy - 16 b) manageable - 09 c) difficult - 07 d) very difficult – 00	50.00% 28.12% 21.88% 00%
		Total : 32	100%
4.	How much of the syllabus was covered in the class?	a) 85 to 100% - 10 b) 70 to 85% - 16 c) 55 to 70% - 06 d) less than 55% - 00	31.25% 50.00% 18.75% 00%
		Total : 32	100%
5.	What is your opinion about the library material and facilities for the course?	a) more than adequate - 18 b) adequate - 11 c) inadequate - 03 d) very poor - 00	56.26% 34.37% 09.37% 00%
		Total : 32	100%
6.	To what extent were you able to get material for the prescribed reading?	a) Easily - 16 b) with some difficulty- 10 c) not available at all - 00 d) with great difficulty- 06	50.00% 31.25% 00% 18.75%
		Total : 32	100%
7.	How well did the teacher prepare for the classes?	a) thoroughly - 12 b) satisfactorily - 15 c) poorly - 05 d) indifferently – 00	37.50% 46.88% 15.62% 00%
		Total : 32	100%
8.	How well was the teacher able to communicate?	a) always effective - 14 b) sometimes effective- 11 c) just satisfactorily - 07 d) generally ineffective- 00	43.76% 34.37% 19.87% 00%
		Total : 32	100%
9.	How far the teacher encourages student participation in class?	a) mostly yes - 15 b) sometimes - 06 c) not at all - 00 d) always - 11	46.88% 18.75% 00% 34.37%
		Total : 32	100%

10.	If yes, which of the following methods were used?	a) encouraged to raise questions - 20 b) get involved in discussion in class - 12 c) encourage discussion outside class - 00 d) did not encourage - 00	62.50% 37.50% 00% 00%
		Total : 32	100%
11.	How helpful was the teacher in advising?	a) very helpful - 16 b) sometimes helpful - 09 c) not at all helpful - 07 d) did not advise - 00	50.00% 28.13% 21.87% 00%
		Total : 32	100%
12.	The teacher's approach can best be described as	a) always courteous - 18 b) sometimes rude - 08 c) always indifferent - 06 d) cannot say - 00	56.25% 25.00% 18.75% 00%
		Total : 32	100%
13.	Internal assessment was	a) always fair - 19 b) sometimes unfair - 03 c) usually unfair - 00 d) sometimes fair - 10	59.37% 09.37% 00% 31.26%
		Total : 32	100%
14.	What effect do you think the internal assessment will have on your course grade?	a) Helps to improve - 17 b) discouraging - 04 c) no special effect - 00 d) sometimes effective- 11	52.13% 12.50% 00% 34.37%
		Total : 32	100%
15.	How often did the teacher provide feedback on your performance?	a) regularly/ in time - 15 b) with helpful comment- 12 c) often/late - 05 d) without any comments - 00	46.88% 37.50% 15.62% 00%
		Total : 32	100%
16.	Were your assignment discussed with you?	a) Yes, Fully - 17 b) Yes, partly - 08 c) not discussed at all - 03 d) sometimes discussed -04	53.13% 25.00% 09.37% 12.50%
		Total : 32	100%
17.	Were you provided with a course contributory lecture too at the beginning?	a) Yes - 26 b) No - 06	81.25% 18.75%
	If yes, was: it helpful?	a) Yes - 26 b) No - 06	81.25% 18.75%
		Total : 32	100%
18.	If you have other comments to offer on the course and suggestions for the teacher you may do so in the space given below or on a separate sheet	00	00%

Athawale College of Social Work, Station Road, Bhandara
Feedback from Students
Questionnaire No. 1

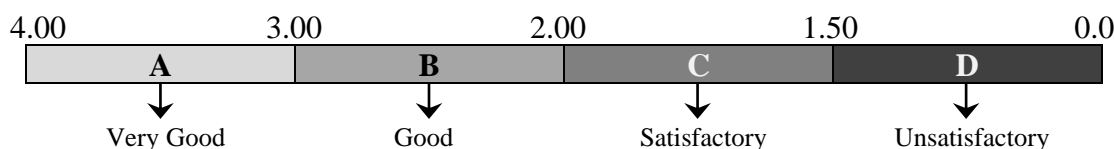
M.S.W. – IV Sem. 2022-23

Programme:

Semester/Term/Year

Department:

Students are required to rate the courses in the following attributes using the 4-point scale shown. The format given is for one course. Do the same for other courses on separate page.



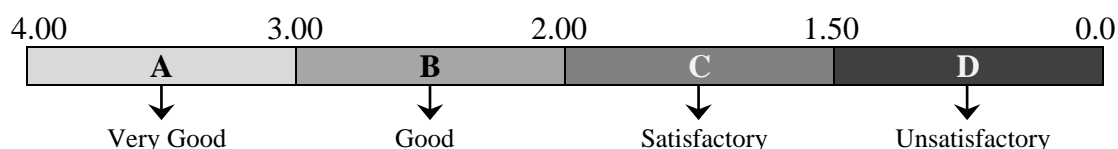
Sr. No.	Parameters	A Very Good	B Good	C Satisfactory	D Unsatisfactory
1	Depth of the Course content including project work if any	03 (08.57%)	12 (34.28%)	20 (57.15%)	00
2	Extent of coverage of course	02 (05.71%)	14 (40.00%)	19 (54.29%)	00
3	Applicability/ relevance to real life situations	02 (05.71%)	16 (45.71%)	17 (48.58%)	00
4	Learning value (in terms of knowledge, concepts, manual, skills, analytical abilities and broadening perspectives)	04 (11.42%)	12 (34.29%)	19 (54.29%)	00
5	Clarity and relevance of textual reading material	03 (08.57%)	14 (40.00%)	18 (51.43%)	00
6	Relevance of additional source material (Library)	03 (08.57%)	12 (34.28%)	20 (57.15%)	00
7	Extent of effort required by students	02 (05.71%)	15 (42.86%)	18 (51.43%)	00
8	Overall rating	05 (14.28%)	10 (28.57%)	20 (57.15%)	00

Athawale College of Social Work, Station Road, Bhandara
Feedback
Questionnaire No. 2
M.S.W. – IV Sem. 2022-23

Department
:

Semester/Term/Year

Please rate the teacher on the following attributes using the 4-point scale shown.



Sr. No.	Parameters	A Very Good	B Good	C Satisfactory	D Unsatisfactory
1	Knowledge base of the teacher (as perceived by you)	05 (14.28%)	13 (37.14%)	17 (48.58%)	00
2	Communication Skills (in terms of articulation and comprehensibility)	03 (08.57%)	18 (51.43%)	14 (40.00%)	00
3	Sincerity/Commitment of the teacher	02 (05.72%)	12 (34.28%)	21 (60.00%)	00
4	Interest generated by the teacher	04 (11.42%)	14 (40.00%)	17 (48.58%)	00
5	Ability to integrate course material with environment/ other issues, to provide a broader perspective	03 (08.58%)	13 (37.14%)	19 (54.28%)	00
6	Ability to integrate content with other courses	05 (14.29%)	12 (34.29%)	18 (51.42%)	00
7	Accessibility of the teacher in and out of the class (includes availability of the teacher to motivate further study and discussion outside class)	04 (11.42%)	14 (40.00%)	17 (48.58%)	00
8	Ability to design quizzes/ Tests/ assignments/ examinations and projects to evaluate students understanding of the course	03 (08.57%)	12 (34.28%)	20 (57.15%)	00
9	Provision of sufficient time for feedback	02 (05.71%)	14 (40.00%)	19 (54.29%)	00
10	Overall rating	07 (20.00%)	11 (31.42%)	17 (48.58%)	00

Athawale College of Social Work, Station Road, Bhandara
Questionnaire No. 3

Student's overall Evaluation of the programme and Teaching

(To be filled only after, the course results are declared)

Department:

Course

Teacher:

Year

Your responses will be seen only after your course results have been finalized and recorded.

The information will be used only for the improvement of the course and teaching in future.

You need disclose your name if you do not wish to

You may tick more than one answer to a question to the extent that they do not contradict each other.

1. The syllabus of each course was.
a) adequate b) inadequate c) challenging d) dull
2. Background for benefiting for the course was.
a) more than adequate b) adequate c) inadequate d) cannot say
3. Was the course easy or difficult to understand?
a) easy b) manageable c) difficult d) very difficult
4. How much of the syllabus was covered in the class?
a) 85 to 100% b) 70 to 85% c) 55 to 70% d) less than 55%
5. What is your opinion about the library material and facilities for the course?
a) more than adequate b) adequate c) inadequate d) very poor
6. To what extent were you able to get material for the prescribed reading?
a) Easily b) with some difficulty c) not available at all d) with great difficulty
7. How well did the teacher prepare for the classes?
a) thoroughly b) satisfactorily c) poorly d) indifferently
8. How well was the teacher able to communicate?
a) always effective b) sometimes effective c) just satisfactorily d) generally ineffective
9. How far the teacher encourages student participation in class?
a) mostly yes b) sometimes c) not at all d) always
10. If yes, which of the following methods were used?
a) encouraged to raise questions b) get involved in discussion in class
c) encourage discussion outside class d) did not encourage
11. How helpful was the teacher in advising?
a) very helpful b) sometimes helpful c) not at all helpful d) did not advise
12. The teacher's approach can best be described as
a) always courteous b) sometimes rude c) always indifferent d) cannot say
13. Internal assessment was
a) always fair b) sometimes unfair c) usually unfair d) sometimes fair

14. What effect do you think the internal assessment will have on your course grade?
a) Helps to improve b) discouraging c) no special effect d) sometimes effective
15. How often did the teacher provide feedback on your performance?
a) regularly/ in time b) with helpful comment c) often/late d) without any comments
16. Were your assignment discussed with you?
a) Yes, Fully b) Yes, partly c) not discussed at all d) sometimes discussed
17. Were you provided with a course contributory lecture too at the beginning?
a) Yes b) No
- If yes, was: it helpful?
a) Yes b) No
18. If you have other comments to offer on the course and suggestions for the teacher you may do so in the space given below or on a separate sheet.

Athawale College of Social Work, Station Road, Bhandara
Questionnaire No. 3

Answer Result M.S.W. – IV Sem. 2022-23

Student's overall Evaluation of the programme and Teaching

(To be filled only after, the course results are declared)

Department:

Course

Teacher:

Year

Que. No.	Question	Option & Respondents	Percentage
1.	The syllabus of each course was.	a) adequate - 17 b) inadequate - 05 c) challenging - 13 d) dull - 00	48.58% 14.28% 37.14% 00%
		Total : 35	100%
2.	Background for benefiting for the course was.	a) more than adequate -13 b) adequate - 18 c) inadequate - 04 d) cannot say - 00	37.15% 51.53% 11.42% 00%
		Total : 35	100%
3.	Was the course easy or difficult to understand?	a) easy - 19 b) manageable - 09 c) difficult - 07 d) very difficult – 00	54.28% 25.72% 20.00% 00%
		Total : 35	100%
4.	How much of the syllabus was covered in the class?	a) 85 to 100% - 14 b) 70 to 85% - 16 c) 55 to 70% - 05 d) less than 55% - 00	40.00% 45.72% 14.28% 00%
		Total : 35	100%
5.	What is your opinion about the library material and facilities for the course?	a) more than adequate - 12 b) adequate - 18 c) inadequate - 05 d) very poor - 00	34.29% 51.42% 14.29% 00%
		Total : 35	100%
6.	To what extent were you able to get material for the prescribed reading?	a) Easily - 21 b) with some difficulty- 18 c) not available at all - 00 d) with great difficulty- 04	60.00% 28.58% 00% 11.42%
		Total : 35	100%
7.	How well did the teacher prepare for the classes?	a) thoroughly - 12 b) satisfactorily - 17 c) poorly - 06 d) indifferently – 00	34.28% 48.58% 17.14% 00%
		Total : 35	100%
8.	How well was the teacher able to communicate?	a) always effective - 19 b) sometimes effective- 09 c) just satisfactorily - 07 d) generally ineffective- 00	54.28% 25.72% 20.00% 00%
		Total : 35	100%
9.	How far the teacher encourages student participation in class?	a) mostly yes - 22 b) sometimes - 07 c) not at all - 00 d) always - 06	62.86% 20.00% 00% 17.14%
		Total : 35	100%

10.	If yes, which of the following methods were used?	a) encouraged to raise questions - 13 b) get involved in discussion in class - 22 c) encourage discussion outside class - 00 d) did not encourage - 00	37.15% 62.85% 00% 00%
		Total : 35	100%
11.	How helpful was the teacher in advising?	a) very helpful - 18 b) sometimes helpful - 09 c) not at all helpful - 08 d) did not advise - 00	51.53% 25.72% 22.85% 00%
		Total : 35	100%
12.	The teacher's approach can best be described as	a) always courteous - 21 b) sometimes rude - 08 c) always indifferent - 06 d) cannot say - 00	60.00% 22.86% 17.14% 00%
		Total : 35	100%
13.	Internal assessment was	a) always fair - 20 b) sometimes unfair - 04 c) usually unfair - 00 d) sometimes fair - 11	57.15% 11.42% 00% 31.43%
		Total : 35	100%
14.	What effect do you think the internal assessment will have on your course grade?	a) Helps to improve - 19 b) discouraging - 03 c) no special effect - 00 d) sometimes effective - 13	54.28% 08.57% 00% 37.15%
		Total : 35	100%
15.	How often did the teacher provide feedback on your performance?	a) regularly/ in time - 12 b) with helpful comment- 16 c) often/late - 07 d) without any comments - 00	34.28% 45.72% 20.00% 00%
		Total : 35	100%
16.	Were your assignment discussed with you?	a) Yes, Fully - 22 b) Yes, partly - 08 c) not discussed at all - 00 d) sometimes discussed -05	62.86% 22.86% 00% 14.28%
		Total : 35	100%
17.	Were you provided with a course contributory lecture too at the beginning?	a) Yes - 28 b) No - 07	80.00% 20.00%
	If yes, was: it helpful?	a) Yes - 28 b) No - 07	80.00% 20.00%
		Total : 35	100%
18.	If you have other comments to offer on the course and suggestions for the teacher you may do so in the space given below or on a separate sheet	00	00%